

WORKSTATION SYSTEMS

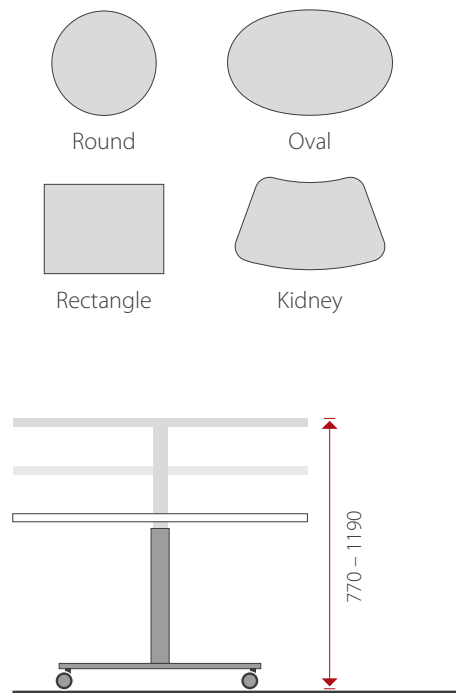
COMFORT tables

It is so easy to make lessons varied. Our COMFORT tables are fitted with an easy-to-operate and extremely robust gas pressure spring. Use it as a mobile teacher's table or roll it into the centre of the room to discuss something in a small group whilst standing or sitting.

- + Mobile standing/sitting workspace
- + Simple height adjustment
- + Improves circulation

COMFORT HV Circular Table	
Description	1-pillar circular table, infinitely height-adjustable with convenient gas pressure spring, can be dismantled to save space
Versions	Delivery type: assembled Work surface: AP01-01 / 03 / 05 / 07 / 09 Pillar + Star base colour: ME01-15 white aluminium Foot design: 5 castors, which can be locked in position
Dimensions	D = 700 / 800 / 900 mm
Table height	770 – 1190 mm
Model	H1694

COMFORT HV Table	
Description	1-pillar table, infinitely height-adjustable with convenient gas pressure spring, can be dismantled to save space
Versions	Delivery type: assembled Work surface: AP01-01 / 03 / 05 / 07 / 09 Pillar + Star base colour: ME01-15 white aluminium Foot design: 4 castors, which can be locked in position
Dimensions	Rectangle: W/D = 800/600 mm Kidney: W/D = 1035/636 mm Oval: W/D = 1100/710 mm W/D = 1200/770 mm W/D = 1300/840 mm
Table height	770 – 1190 mm
Model	H1696



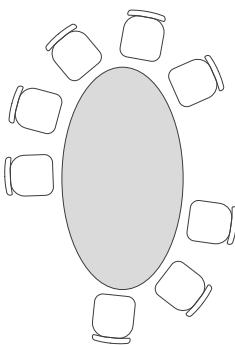
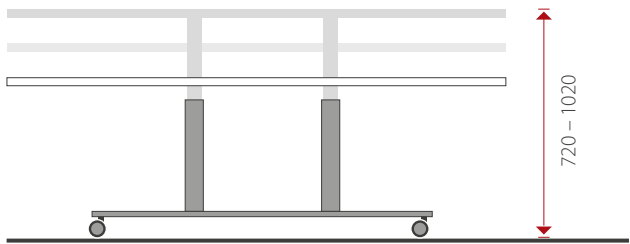
Team meeting

Adding a bit of pizzazz to the day of learning. Hold a meeting whilst standing up or do work whilst sitting down, depending on your needs. The generously-sized team table is quickly in the right location thanks to the smooth-running castors. Using just one handle you can set the desired working height – making team meetings a whole lot of fun!



COMFORT HV team table	
Description	2-pillar table, infinitely height-adjustable with convenient gas pressure spring, can be dismantled to save space
Versions	Delivery type: assembled Work surface: AP01-01 / 03 / 05 / 07 / 09 Pillar + Star base colour: ME01-15 white aluminium Foot design: 4 castors, which can be locked in position
Dimensions	W/D = 2200/1200 mm
Table height	720 – 1020 mm
Model	H1697

- + Height-adjustable using just one handle
- + Up to 10 seats



Colour lounge

Pillar + Star base colours (ME01)	Work surface colours (AP01)

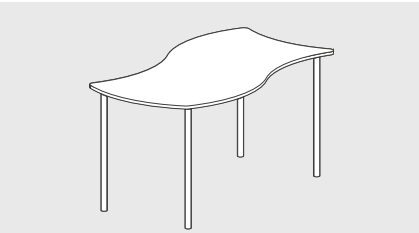
ORGANIC tables

You'll make your classroom come alive with our ORGANIC tables. The free-form desks can be combined in a wide variety of variations und combinations, making them perfect for team or group projects. The tables can be optionally equipped with swing-out table connectors.



Special features

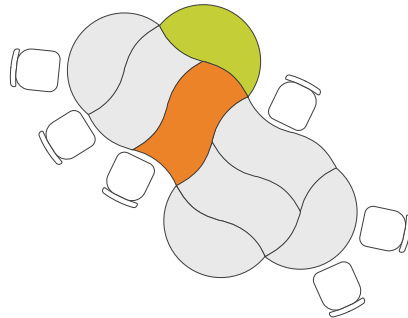
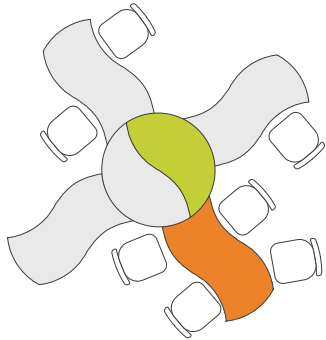
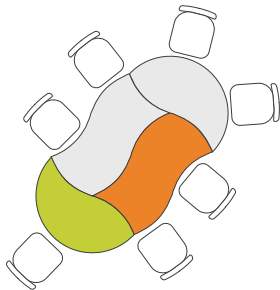
- › Variety of possible combinations to conference islands and group workstations through joinable table geometry
- › Compensation of floor unevenness with integrated adjustable feet
- › Long-lasting use through stable frame design and robust surfaces



ORGANIC Wave	
Description	4-leg free-form desk, tabletop radii 750 mm
Versions	Work surface material: 12 mm solid core, bevelled edge Work surface colour: HD21 Frame colour: ME21 Foot design: felt pads
Options	6 table connectors
Dimensions	W/D = 1620/880 mm
Table height	760 mm
Model	H3614




ORGANIC Yin	
Description	4-leg free-form desk, tabletop radii 750 mm
Versions	Work surface material: 12 mm solid core, bevelled edge Work surface colour: HD21 Frame colour: ME21 Foot design: felt pads
Options	2 table connectors
Dimensions	W/D = 1500/820 mm
Table height	760 mm
Model	H3615



Colour lounge

Work surface colours (HD21)	Frame colours (ME21)
          	 



ORGANIC Free	
Description	4-leg free-form desk, tabletop radii 350 mm
Versions	Work surface material: 12 mm solid core, bevelled edge Work surface colour: HD21 Frame colour: ME21 Foot design: felt pads
Dimensions	W/D = 1776/1148 mm
Table height	760 mm
Model	H3616



ORGANIC Free High	
Description	4-leg free-form desk with additional shelf, tabletop radii 350 mm
Versions	Work surface material: 12 mm solid core, bevelled edge Work surface colour: HD21 Frame colour: ME21 Foot design: felt pads
Dimensions	W/D = 1776/1148 mm
Table height	1015 mm
Model	H3617



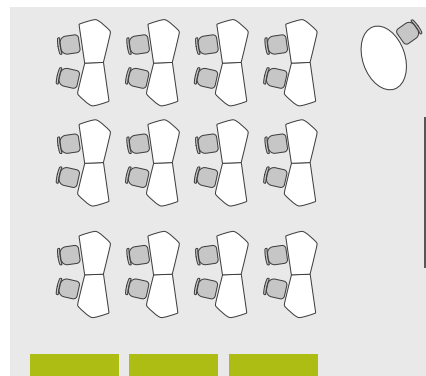
ORGANIC tables

Our ORGANIC Penta is a universal genius. Its specially developed table form enables a wide range of groupings and allows space-saving storage when not in use. It can be quickly and easily converted and is consequently ideal for group projects, individual learning, teacher-centred teaching or working together as a class.

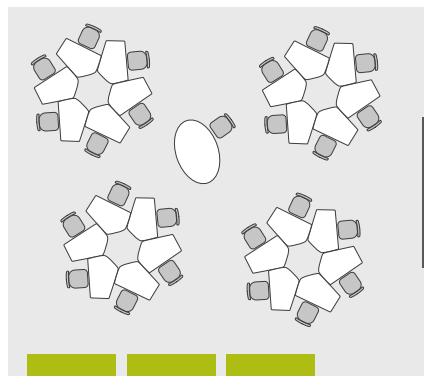


Space examples 60 m²


24 students + teacher



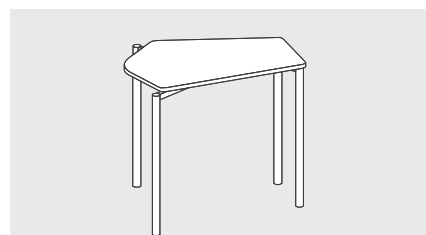
Teacher-centred teaching



Group work



Learning time



ORGANIC Penta


Description	4-leg pentagon table, up to 5 tables can be stacked tightly together
Versions	Work surface material: 12 mm solid core, bevelled edge Work surface colour: HD21 Frame colour: ME21 Foot design: felt pads / 1 castor + felt pads
Dimensions	W/D = 880/600 mm
Table height	760 mm
Model	H3610

Special features

- › Variety of possible combinations to in-line- and group workstations through modular table geometry
- › Can be conveniently slid over each other with 2 extended table legs
- › Plastic stacking buffers on the underside protect the tabletops when stacking
- › Seamless stringing together with table legs interlocking
- › Long-lasting use through stable frame design and robust surfaces

Colour lounge

Work surface colours (HD21)



Frame colours (ME21)



ORGANIC stacking tables

The ORGANIC stacking table is especially lightweight, space-saving and yet exceptionally sturdy. Thanks to the arrangement of the table legs, it can be stacked and lined up with other tables without any gaps. The ORGANIC Lite can be rearranged with ease and creates a lot of space in short order.

- Particularly light version
- Can be stacked compact
- Can be flexibly grouped



7.9 kg

ORGANIC Lite	
Description	4-leg rectangular table, up to 7 tables can be stacked tightly together, ultra lightweight (7.9 kg) due to aluminium frame
Versions	Work surface material: 12 mm HPL, 2 mm PP edge Work surface colour: HD21 Frame colour: ME21 Foot design: felt pads / 2 fixed castors + felt pads
Table height	750 mm
Model	H3611 W/D = 750/600 mm
	H3612 W/D = 700/700 mm
	H3613 W/D = 800/800 mm

Special features

- Easy handling due to low inherent weight
- Can be conveniently slid over each other with 2 extended table legs
- Plastic stacking buffers on the underside protect the tabletops when stacking
- Seamless stringing together with table legs interlocking when rotated through 180 degrees
- Long-lasting use through stable frame design and robust surfaces

Colour lounge

Work surface colours (HD21)

Frame colours (ME21)

COMBO 4 stacking tables

The COMBO stacking table is the variable space-saver for many applications: with minimal effort, several tables can be stacked in no time to enable a different use of the room.



Seamless stringing together



Modular leg design (castor, fixed castor, TPE runners)

Special features

- Can be conveniently slid over each other with 2 extended table legs
- Plastic stacking buffers on the underside protect the tabletops when stacking
- Seamless stringing together with table legs interlocking when rotated through 180 degrees
- Exchangeable feet due to modular foot concept
- Vandal-proof and stylish with 60 mm high plastic feet
- Long-lasting use through stable frame design and robust surfaces

Colour lounge

Frame colours (ME01)

Work surface colours (AP01)

COMBO 4 stacking table	
Description	4-leg rectangular desk, can be stacked tightly together and dismantled to save space
Versions	Delivery type: assembled Work surface: AP01 Frame colour: ME01 Foot design: TPE runners / 2 fixed castors + TPE runners / 4 lockable castors
Table height	2 / 3 / 4 / 5 / 6 / 7 / 740 mm
Model	H4060 W/D = 700/700 mm
	H4061 W/D = 800/800 mm
	H4062 W/D = 1400/700 mm
	H4063 W/D = 1600/800 mm

CLIPP folding tables

Serve up big. Our CLIPP folding table is ideal for large spaces such as Mensa or meeting rooms. With the chrome-plated frame version it is particularly long-lasting and robust, especially with frequent clearing.

- + Easy to use
- + Space-saving storage



CLIPP T folding table	
Description	T-frame rectangle table, table legs can be folded away, tables can be stacked tightly together
Versions	Work surface: AP01-01 – 08 Frame colour: white aluminium / chrome-plated Foot design: plastic glides
Table height	740 mm
Model	H3151 W/D = 1400/700 mm
	H3152 W/D = 1600/700 mm
	H3153 W/D = 1800/700 mm

Transport trolley for CLIPP folding tables

When larger table capacities are only to be used temporarily, full-sized tables which nevertheless can be made smaller are in demand. Folding and stacking tables are a tried-and-tested solution – ideally with a practical transport trolley for the benefit of caretakers and helpers.

Name	CLIPP transport trolley	CLIPP transport trolley
Description	Table transport trolley, for stacking up to 15 folding tables, for table size 1400/700 mm	Table transport trolley, for stacking up to 15 folding tables, for table size 1600/700 mm + 1800/700 mm
Versions	Frame colour: black Foot design: heavy-duty castors	Frame colour: black Foot design: heavy-duty castors
Dimensions	W/D = 1400/700 mm	W/D = 1720/700 mm
Model	H3955	H3956

Tip

Combine the CLIPP folding table with our stacking chair MAX. The duo is a perfect match, with the chrome-plated round tubular frames and the particularly robust design.



Folding table legs

CLEVER folding tables

Parking instead of stacking: the mobile folding table impresses with its ease of use in a confined space. By sliding the frames inside of one another, many tables can be stored in the most confined spaces.

CLEVER folding table	
Description	T-frame rectangular desk, tabletop can be folded away, can be nested tightly together and dismantled to save space
Versions	Delivery type: assembled Work surface: AP01 Frame colour: ME01-15 white aluminium Foot design: 4 castors, 2 of which can be locked in position
Table height	750 mm
Model	H3158 W/D = 1300/650 mm
	H3159 W/D = 1400/700 mm
	H3160 W/D = 1600/800 mm

The tabletop is placed in the upright position using a handle. The release mechanism for tilting the board – which is securely locked during normal use – runs the entire width of the tabletop and is easy to reach and operate.



Special features

- › Tabletop can be easily folded through 90 degrees by means of a universal one-handed locking bar
- › To save space the tables can be pushed together without any offset due to the ingenious foot geometry
- › Secure locking with automatically engaged, vertical and horizontal tabletop position
- › Ring-shaped plastic spacing buffers protect the tabletops when nesting them into one another
- › Mobile and manoeuvrable with 4 castors, 2 of which can be locked in place
- › Long-lasting use through stable frame design and robust surfaces



Available to order soon

GENIO tables

The Genio student's desk sets new standards in school equipment with its contemporary design and practical functionality. The innovative C-form table frame is extremely stable despite its streamlined elegance and provides the greatest possible leg space for the user.



Colour lounge

Work surface colours (HD21)

Frame colours (ME21)

Options



Steel basket shelf



Roller glides

Without height adjustment

Name	GENIO	GENIO
Description	C-frame rectangular desk, tabletop fixed horizontally, incl. 1 satchel hook	C-frame rectangular desk, 2/3 of tabletop can be inclined (0°/10°/16°/20°), with stop rail, incl. 1 satchel hook
Versions	Work surface material: 25 mm MEL, 5 mm ABS edge / 25 mm HPL, 5 mm ABS edge Work surface colour: HD21 Frame colour: ME21 Foot design: felt pads	Work surface material: 25 mm MEL, 5 mm ABS edge / 25 mm HPL, 5 mm ABS edge Work surface colour: HD21 Frame colour: ME21 Foot design: felt pads
Options	Steel basket shelf Roller glides	Steel basket shelf Roller glides
Table height	2 / 3 / 4 / 5 / 6 / 7	2 / 3 / 4 / 5 / 6 / 7
Model	H4080 W/D = 750/600 mm	H4082 W/D = 750/600 mm
	H4081 W/D = 1300/600 mm	H4083 W/D = 1300/600 mm

Tip

Combine our GENIOS at will. The tables for inclusion with height adjustment, the others without. That not only looks great, but is also easy on the budget.

With height adjustment

Name	GENIO HV-R	GENIO HV-R	GENIO HV-K	GENIO HV-K
Description	C-frame rectangular desk, height-adjustable in 60 mm increments, tabletop fixed horizontally, incl. 1 satchel hook	C-frame rectangular desk, height-adjustable in 60 mm increments, 2/3 of tabletop can be inclined (0°/10°/16°/20°), with stop rail, incl. 1 satchel hook	C-frame rectangular desk, infinitely height-adjustable with removable crank handle, tabletop fixed horizontally, incl. 1 satchel hook	C-frame rectangular desk, infinitely height-adjustable with removable crank handle, 2/3 of tabletop can be inclined (0°/10°/16°/20°), with stop rail, incl. 1 satchel hook
Versions	Work surface material: 25 mm MEL, 5 mm ABS edge / 25 mm HPL, 5 mm ABS edge Work surface colour: HD21 Frame colour: ME21 Foot design: felt pads	Work surface material: 25 mm MEL, 5 mm ABS edge / 25 mm HPL, 5 mm ABS edge Work surface colour: HD21 Frame colour: ME21 Foot design: felt pads	Work surface material: 25 mm MEL, 5 mm ABS edge / 25 mm HPL, 5 mm ABS edge Work surface colour: HD21 Frame colour: ME21 Foot design: felt pads	Work surface material: 25 mm MEL, 5 mm ABS edge / 25 mm HPL, 5 mm ABS edge Work surface colour: HD21 Frame colour: ME21 Foot design: felt pads
Options	Steel basket shelf Roller glides	Steel basket shelf Roller glides	Steel basket shelf Roller glides	Steel basket shelf Roller glides
Table height	Primary level: 3, 4, 5 Secondary level: 4, 5, 6, 7	Primary level: 3, 4, 5 Secondary level: 4, 5, 6, 7	Primary level: 2 – 5 (550 – 710 mm) Secondary level: 4 – 7 (650 – 830 mm)	Primary level: 2 – 5 (550 – 710 mm) Secondary level: 4 – 7 (650 – 830 mm)
Model (Primary level)	H4084 W/D = 750/600 mm	H4088 W/D = 750/600 mm	H4092 W/D = 750/600 mm	H4096 W/D = 750/600 mm
	H4085 W/D = 1300/600 mm	H4089 W/D = 1300/600 mm	H4093 W/D = 1300/600 mm	H4097 W/D = 1300/600 mm
Model (Secondary level)	H4086 W/D = 750/600 mm	H4090 W/D = 750/600 mm	H4094 W/D = 750/600 mm	H4098 W/D = 750/600 mm
	H4087 W/D = 1300/600 mm	H4091 W/D = 1300/600 mm	H4095 W/D = 1300/600 mm	H4099 W/D = 1300/600 mm

INOVA tables

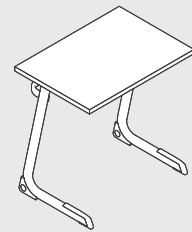
Thanks to the special design of the table frame, INOVA desks for students provide plenty of space for students' legs and are easy to "enter" due to the open side profile. The size colour code indicates their size.

Colour lounge

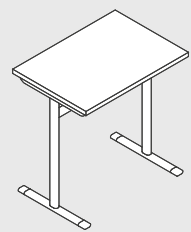
Frame colours (ME01)



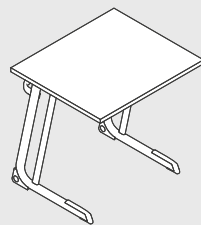
Work surface colours (AP01)




INOVA C	
Description	C-frame rectangular desk
Versions	Work surface: AP01 Frame colour: ME01 Foot design: felt pads / plastic glides
Options	Steel basket shelf Satchel hook
Dimensions	W/D = 700/500 mm W/D = 1300/500 mm
Table height	2/3/4/5/6/7
Model	3520



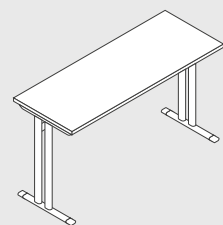
INOVA T	
Description	T-frame rectangular desk
Versions	Work surface: AP01 Frame colour: ME01 Foot design: felt pads / plastic glides
Options	Steel basket shelf Satchel hook
Dimensions	W/D = 700/500 mm W/D = 1300/500 mm
Table height	2/3/4/5/6/7
Model	3500



INOVA C	
Description	C-frame rectangular desk with twin pedestal
Versions	Work surface: AP01 Frame colour: ME01 Foot design: felt pads / plastic glides
Options	Steel basket shelf Satchel hook
Dimensions	W/D = 750/650 mm W/D = 1300/650 mm W/D = 1500/650 mm
Table height	2/3/4/5/6/7
Model	3522



The unique INOVA runners with robust plastic step protection and size colour code.



INOVA T	
Description	T-frame rectangular desk with twin pedestal
Versions	Work surface: AP01 Frame colour: ME01 Foot design: felt pads / plastic glides
Options	Steel basket shelf Satchel hook
Dimensions	W/D = 750/650 mm W/D = 1300/650 mm
Table height	2/3/4/5/6/7
Model	3502

COMBO C & T tables

Design trumps all. With our COMBO C and T models your classroom becomes the favourite room. Sophisticated details and the extremely robust frame design ensure for long-lasting delights – your pupils will be amazed.

- +

Fresh design
- +

Robust and durable

Special features

- ›

Elegant and safe due to tube-end caps angled at 45 degrees on feet and cross frames
- ›

Extra large non-slip TPE foot runners protect the floor
- ›

Long-lasting use through stable frame design and robust surfaces
- ›

Can be expanded with numerous accessories due to innovative multifunctional frames

Tip

Combine the COMBOS at will. This way you can use COMBO C/T for the students and a COMBO 4 for the teacher. Design and system heights always match.

COMBO C



COMBO T



COMBO C	
Description	C-frame rectangular desk, can be dismantled to save space
Versions	Delivery type: assembled Work surface: AP01 Frame colour: ME01 Foot design: TPE runners
Options	Steel basket shelf Satchel hook
Table height	2 / 3 / 4 / 5 / 6 / 7
Model	H3520 W/D = 700/500 mm
	H3521 W/D = 1300/500 mm



COMBO C	
Description	C-frame rectangular desk, can be dismantled to save space
Versions	Delivery type: assembled Work surface: AP01 Frame colour: ME01 Foot design: TPE runners
Options	Steel basket shelf Satchel hook
Table height	2 / 3 / 4 / 5 / 6 / 7
Model	H3522 W/D = 750/650 mm
	H3523 W/D = 1300/650 mm
	H3524 W/D = 1500/650 mm



Steel basket shelf

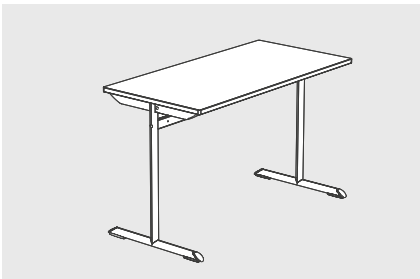
Colour lounge

Frame colours (ME01)

Work surface colours (AP01)



COMBO T	
Description	T-frame rectangular desk, can be dismantled to save space
Versions	Delivery type: assembled Work surface: AP01 Frame colour: ME01 Foot design: TPE runners
Options	Steel basket shelf Satchel hook
Table height	2 / 3 / 4 / 5 / 6 / 7
Model	H3500 W/D = 700/500 mm
	H3501 W/D = 1300/500 mm



COMBO T	
Description	T-frame rectangular desk, can be dismantled to save space
Versions	Delivery type: assembled Work surface: AP01 Frame colour: ME01 Foot design: TPE runners
Options	Steel basket shelf Satchel hook
Table height	2 / 3 / 4 / 5 / 6 / 7
Model	H3502 W/D = 750/650 mm
	H3503 W/D = 1300/650 mm
	H3504 W/D = 1500/650 mm



Satchel hook



Elegant step protection

COMBO 4 tables

Our COMBO tables have a modular design. You can piece together your table components to suit the type and amount of use. All COMBOs are made of a sturdy tubular steel construction with streamlined 40 mm round tube feet. They are coordinated with one another in terms of function and design and can be combined together in any way you please.



Modular leg design (castor, fixed castor, TPE runners) with or without height adjustment (in 30 mm increments).

Name	COMBO 4	COMBO 4	COMBO 4	COMBO 4
Description	4-leg rectangular desk with indented front desk frame, can be dismantled to save space	4-leg rectangular desk with indented front desk frame, can be dismantled to save space	4-leg rectangular desk with indented front desk frame, can be dismantled to save space	4-leg rectangular desk with all-round front desk frame, can be dismantled to save space
Versions	Delivery type: assembled Work surface: AP01 Frame colour: ME01 Foot design: TPE runners / 2 fixed castors + TPE runners / 4 lockable castors	Delivery type: assembled Work surface: AP01 Frame colour: ME01 Foot design: TPE runners / 2 fixed castors + TPE runners / 4 lockable castors	Delivery type: assembled Work surface: AP01 Frame colour: ME01 Foot design: TPE runners / 2 fixed castors + TPE runners / 4 lockable castors	Delivery type: assembled Work surface: AP01 Frame colour: ME01 Foot design: TPE runners / 2 fixed castors + TPE runners / 4 lockable castors
Options	Satchel hook (right) Cable duct Cable outlet (from table depth 600 mm): Left / centre / right Base module 1: Steel basket shelf	Satchel hook (l + r) Cable duct Cable outlet (from table depth 600 mm): Left / centre / right Legroom panel* Base module 1 / 2: Steel basket shelf / PC bracket / base cabinet	Satchel hook (l + r) Cable duct Cable outlet: Left / centre / right Base module 1 / 3: Steel basket shelf / PC bracket / base cabinet Base module 2: Steel basket shelf	Satchel hook (l + r) Cable duct Cable outlet: Left / centre / right Base module 1 / 3: PC bracket / base cabinet

Without height adjustment

Table height	2 / 3 / 4 / 5 / 6 / 7 / 740 mm	2 / 3 / 4 / 5 / 6 / 7 / 740 mm	2 / 3 / 4 / 5 / 6 / 7 / 740 mm	2 / 3 / 4 / 5 / 6 / 7 / 740 mm
Model	H4000 W/D = 700/500 mm	H4004 W/D = 1200/800 mm	H4010 W/D = 1800/900 mm	H4011 W/D = 2000/1000 mm
	H4001 W/D = 700/700 mm	H4005 W/D = 1300/500 mm		H4012 W/D = 2400/800 mm
	H4002 W/D = 750/650 mm	H4006 W/D = 1300/650 mm		
	H4003 W/D = 800/800 mm	H4007 W/D = 1400/700 mm		
		H4008 W/D = 1500/650 mm		
		H4009 W/D = 1600/800 mm		

With height adjustment

Table height	HV1 = 2 – 5 (530 – 710 mm) HV2 = 4 – 7+ (650 – 890 mm)	HV1 = 2 – 5 (530 – 710 mm) HV2 = 4 – 7+ (650 – 890 mm)	HV1 = 2 – 5 (530 – 710 mm) HV2 = 4 – 7+ (650 – 890 mm)	HV1 = 2 – 5 (530 – 710 mm) HV2 = 4 – 7+ (650 – 890 mm)
Model	H4020 W/D = 700/500 mm	H4024 W/D = 1200/800 mm	H4030 W/D = 1800/900 mm	H4031 W/D = 2000/1000 mm
	H4021 W/D = 700/700 mm	H4025 W/D = 1300/500 mm		H4032 W/D = 2400/800 mm
	H4022 W/D = 750/650 mm	H4026 W/D = 1300/650 mm		
	H4023 W/D = 800/800 mm	H4027 W/D = 1400/700 mm		
		H4028 W/D = 1500/650 mm		
		H4029 W/D = 1600/800 mm		

* Legroom panel only available from table height 5 and for tables without height adjustment. The legroom panel colour is designed in tabletop colour.



Options



Satchel hook



Cable outlet



Cable duct



Legroom panel



Steel basket shelf



PC bracket

Special features

- › Exchangeable feet due to modular foot concept
- › Vandal-proof with 60 mm high plastic feet
- › Long-lasting use through stable frame design and robust surfaces
- › Can be expanded with numerous accessories due to innovative multifunctional frames

Colour lounge

Frame colours (ME01)



Work surface colours (AP01)



Optional base cabinets (possible from table width 1200 mm and table depth 650 mm)

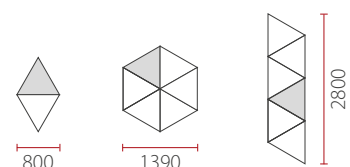
Description	2 drawers (H = 150, 200 mm, change pull-out catch)	3 drawers (H = 2x150, 350 mm, change pull-out catch)	1 wing door (left / right)	1 drawer (H = 150 mm) 1 wing door (left / right)
Versions	Front colour: white / oak	Front colour: white / oak	Front colour: white / oak	Front colour: white / oak
Options	Locking: single 01, 02, 03 (identical), 11 (individual) Central 01, 02, 03 (identical), 11 (individual)	Locking: single 01, 02, 03 (identical), 11 (individual) Central 01, 02, 03 (identical), 11 (individual)	Locking: single 01, 02, 03 (identical), 11 (individual) Interior: 1–2 shelf / 1–2 pull-out shelf	Locking: single 01, 02, 03 (identical), 11 (individual) Interior: 1–2 shelf / 1–2 pull-out shelf
Dimensions	W/H/D = 450/380/550 mm	W/H/D = 450/530/550 mm	W/H/D = 450/530/550 mm	W/H/D = 450/530/550 mm
Model	H51912	H51812	H51810	H51813

COMBO tables

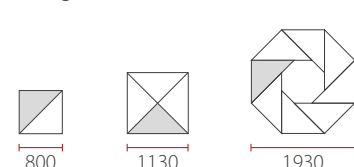
That is indeed just like in geometry classes. Be inventive and combine triangles, trapezoids, rectangles or semicircles with each other. With our COMBO family you can be sure, that everything fits seamlessly.

Arrangement examples

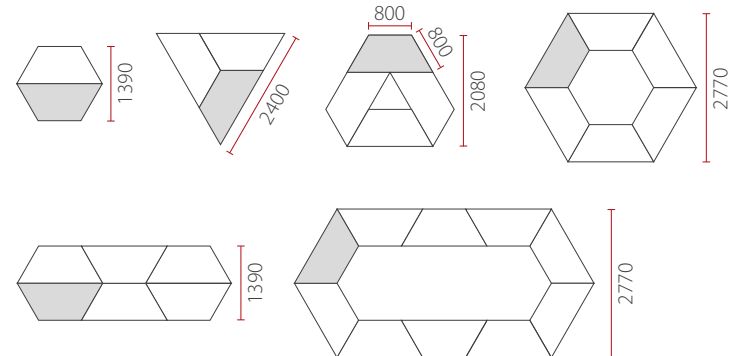
Triangular table 60°



Triangular table 90°



Trapezoidal table




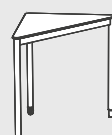
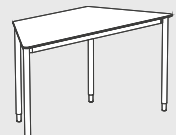
- + Can be combined in a variety of ways
- + Mobile and manoeuvrable


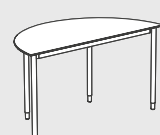
Special features

- › Variety of possible combinations to in-line- and group workstations through modular table geometry
- › Plastic stacking buffers on the underside protect the tabletop when stacking
- › Exchangeable feet due to modular foot concept
- › Vandal-proof and stylish with 60 mm high plastic feet
- › Long-lasting use through stable frame design and robust surfaces

A bit of this, a bit of that...

The right tables can support your lessons wonderfully. All our "Combos" can be fitted with castors – enabling your pupils to rearrange the tables quietly, spontaneously and independently to work together in pairs or groups.

			
Name	COMBO triangular table 60°	COMBO triangular table 90°	COMBO trapezoidal table
Description	3-leg triangular table, can be stacked tightly together and dismantled to save space	3-leg triangular table, can be stacked tightly together and dismantled to save space	4-leg trapezoidal table, can be stacked tightly together and dismantled to save space
Versions	Delivery type: assembled Work surface: AP01-01 / 03 / 05 / 07 / 09 (no PUR edge), frame colour: ME01 Foot design: TPE runners / 1 fixed castor + TPE runners / 1 lockable castor + TPE runners / 3 lockable castors	Delivery type: assembled Work surface: AP01-01 / 03 / 05 / 07 / 09 (no PUR edge) Frame colour: ME01 Foot design: TPE runners / 1 fixed castor + TPE runners / 1 lockable castor + TPE runners / 3 lockable castors	Delivery type: assembled Work surface: AP01-01 / 03 / 05 / 07 / 09 (no PUR edge) Frame colour: ME01 Foot design: TPE runners / 4 lockable castors
Table height	2 / 3 / 4 / 5 / 6 / 7 / 740 mm	2 / 3 / 4 / 5 / 6 / 7 / 740 mm	2 / 3 / 4 / 5 / 6 / 7 / 740 mm
Model	H4040 W/D = 700/700 mm	H4042 W/D = 700/960 mm	H4044 W/D = 1400/700 mm
Edge lengths	700/700/700 mm	700/990/700 mm	
Model	H4041 W/D = 800/800 mm	H4043 W/D = 800/1100 mm	H4045 W/D = 1600/800 mm
Edge lengths	800/800/800 mm	800/1131/800 mm	

		
Name	COMBO circular table	COMBO semicircular table
Description	4-leg circular table, can be dismantled to save space	4-leg semicircular table, can be stacked tightly together and dismantled to save space
Versions	Delivery type: assembled Work surface: AP01-01 / 03 / 05 / 07 / 09 (no PUR edge) Frame colour: ME01 Foot design: TPE runners / 2 fixed castors + TPE runners / 4 lockable castors	Delivery type: assembled Work surface: AP01-01 / 03 / 05 / 07 / 09 (no PUR edge) Frame colour: ME01 Foot design: TPE runners / 4 lockable castors
Table height	2 / 3 / 4 / 5 / 6 / 7 / 740 mm	2 / 3 / 4 / 5 / 6 / 7 / 740 mm
Model	H4050 D = 900 mm	H4051 W/D = 1400/700 mm
	H4055 D = 1000 mm	H4057 W/D = 1600/800 mm
	H4056 D = 1200 mm	



Modular leg design (castor, fixed castor, TPE runners)

Colour lounge

Frame colours (ME01)



Work surface colours (AP01)



COMBO 4 PC desks

No cable clutter here. Our COMBO PC desks route the cables up through the riser duct safely into the transverse table duct. This is manufactured from high quality aluminium and provides enough room for cables, power outlet strips and much more.



Modular leg design (castor, fixed castor, TPE runners, runners with ground sleeve).

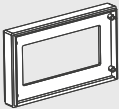
Colour lounge

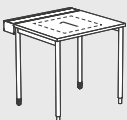
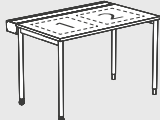
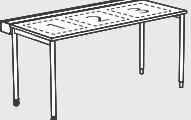
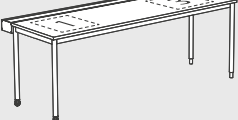
Frame colours (ME01)

Work surface colours (AP01)

Special features

- › Spacious and elegant stowage of cables and power outlet strips with table duct flush with the tabletop
- › Convenient and safe cabling through hinged, lockable duct cover with continuous sealing lip
- › Exchangeable feet due to modular foot concept
- › Vandal-proof and stylish with 60 mm high plastic feet
- › Long-lasting use through stable frame design and robust surfaces
- › Can be expanded with numerous accessories due to innovative multifunctional frames

	
Interlinking set PC desk	
Description	Plastic frame made from light grey PS material for linking and cabling PC table ducts, incl. 2 table connectors made from sheet steel, anthracite
Dimensions	W/H/D = 160/96/15 mm
Model	H4995

				
Name	COMBO 4 PC desk	COMBO 4 PC desk	COMBO 4 PC desk	COMBO 4 PC desk
Description	4-leg rectangular desk with indented front desk frame, can be dismantled to save space	4-leg rectangular desk with indented front desk frame, can be dismantled to save space	4-leg rectangular desk with indented front desk frame, can be dismantled to save space	4-leg rectangular desk with all-round front desk frame, can be dismantled to save space
Versions	Delivery type: assembled Work surface: AP01 Frame colour: ME01 Foot design: TPE runners / TPE runners with ground sleeve / 2 fixed castors + TPE runners / 4 lockable castors	Delivery type: assembled Work surface: AP01 Frame colour: ME01 Foot design: TPE runners / TPE runners with ground sleeve / 2 fixed castors + TPE runners / 4 lockable castors	Delivery type: assembled Work surface: AP01 Frame colour: ME01 Foot design: TPE runners / TPE runners with ground sleeve / 2 fixed castors + TPE runners / 4 lockable castors	Delivery type: assembled Work surface: AP01 Frame colour: ME01 Foot design: TPE runners / TPE runners with ground sleeve / 2 fixed castors + TPE runners / 4 lockable castors
Options	Riser pipe: left / right Satchel hook (right) Base module 1: Steel basket shelf	Riser pipe: left / right Satchel hook (l + r) Base module 1 / 2: Steel basket shelf / PC bracket / base cabinet	Riser pipe: left / right Satchel hook (l + r) Base module 1 / 3: Steel basket shelf / PC bracket / base cabinet Base module 2: Steel basket shelf	Riser pipe: left / right Satchel hook (l + r) Base module 1 / 3: PC bracket / base cabinet
Table height	5 / 6 / 7	5 / 6 / 7	5 / 6 / 7	5 / 6 / 7
Model	H4070 W/D = 800/800 mm	H4071 W/D = 1200/800 mm	H4074 W/D = 1800/800 mm	H4075 W/D = 2400/800 mm
		H4072 W/D = 1400/800 mm		
		H4073 W/D = 1600/800 mm		



Options



Riser pipe and interlinking set



Satchel hook



Base cabinet



Steel basket shelf



PC bracket

Optional base cabinets (possible from table width 1200 mm and table depth 650 mm)

				
Description	2 drawers (H = 150, 200 mm, change pull-out catch)	3 drawers (H = 2x150, 350 mm, change pull-out catch)	1 wing door (left / right)	1 drawer (H = 150 mm) 1 wing door (left / right)
Versions	Front colour: white / oak	Front colour: white / oak	Front colour: white / oak	Front colour: white / oak
Options	Locking: single 01, 02, 03 (identical), 11 (individual) Central 01, 02, 03 (identical), 11 (individual)	Locking: single 01, 02, 03 (identical), 11 (individual) Central 01, 02, 03 (identical), 11 (individual)	Locking: single 01, 02, 03 (identical), 11 (individual) Interior: 1-2 shelf / 1-2 pull-out shelf	Locking: single 01, 02, 03 (identical), 11 (individual) Interior: 1-2 shelf / 1-2 pull-out shelf
Dimensions	W/H/D = 450/380/550 mm	W/H/D = 450/530/550 mm	W/H/D = 450/530/550 mm	W/H/D = 450/530/550 mm
Model	H51912	H51812	H51810	H51813

COMBO 4 practice tables

Pupil experiments require custom-fit tables. The Combo practice tables have been specially made for this purpose and are available in two robust designs. The fixed height of 800 mm is ideal for seated or standing activities. The height-adjustable design can even be individually adjusted to the perfect height.

Tip

Combine the desk height 800 mm with our Sediumo Cross chairs (H3497). In the lowest position these fit under the tabletop and therefore do not get in the way during standing activities.



Name	COMBO 4 practice table	COMBO 4 practice table	COMBO 4 practice table
Description	4-leg rectangular desk with indented front desk frame, can be dismantled to save space	4-leg rectangular desk with indented front desk frame, can be dismantled to save space	4-leg rectangular desk with indented front desk frame, can be dismantled to save space
Versions	Delivery type: assembled Work surface: AP01-02 / AP01-04 / AP02-01 – 05 Frame colour: ME01 Foot design: TPE runners / TPE runners with ground sleeve / 2 fixed castors + TPE runners / 4 lockable castors	Delivery type: assembled Work surface: AP01-02 / AP01-04 / AP02-01 – 05 Frame colour: ME01 Foot design: TPE runners / TPE runners with ground sleeve / 2 fixed castors + TPE runners / 4 lockable castors	Delivery type: assembled Work surface: AP01-02 / AP01-04 / AP02-01 – 05 Frame colour: ME01 Foot design: TPE runners / TPE runners with ground sleeve / 2 fixed castors + TPE runners / 4 lockable castors
Options	Functional rail Satchel hook (right) Base module 1: Steel basket shelf	Functional rail Satchel hook (l + r) Base module 1 / 2: Steel basket shelf	Functional rail Satchel hook (l + r) Base module 1 / 2 / 3: Steel basket shelf

Without height adjustment

Table height	6 (770 mm) / 800 mm	6 (770 mm) / 800 mm	6 (770 mm) / 800 mm
Model	H4120 W/D = 600/600 mm	H4122 W/D = 1200/600 mm	H4126 W/D = 1800/600 mm
	H4121 W/D = 600/750 mm	H4123 W/D = 1200/750 mm	H4127 W/D = 1800/750 mm
		H4124 W/D = 1500/600 mm	
		H4125 W/D = 1500/750 mm	

With height adjustment

Table height	HV1 = 2 – 5 (530 – 710 mm) HV2 = 4 – 7+ (650 – 890 mm)	HV1 = 2 – 5 (530 – 710 mm) HV2 = 4 – 7+ (650 – 890 mm)	HV1 = 2 – 5 (530 – 710 mm) HV2 = 4 – 7+ (650 – 890 mm)
Model	H4140 W/D = 600/600 mm	H4142 W/D = 1200/600 mm	H4146 W/D = 1800/600 mm
	H4141 W/D = 600/750 mm	H4143 W/D = 1200/750 mm	H4147 W/D = 1800/750 mm
		H4144 W/D = 1500/600 mm	
		H4145 W/D = 1500/750 mm	

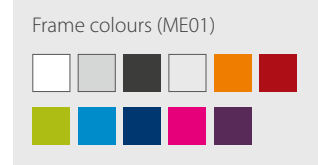


Modular leg design (castor, fixed castor, TPE runners) with or without height adjustment (in 30 mm increments).

Special features

- › Safe experimenting with extra-strong and resistant work surfaces
- › Exchangeable feet due to modular foot concept
- › Vandal-proof and stylish with 60 mm high plastic feet
- › Long-lasting use through stable frame design and robust surfaces
- › Can be expanded with numerous accessories due to innovative multifunctional frames

Colour lounge



Options



Functional rail



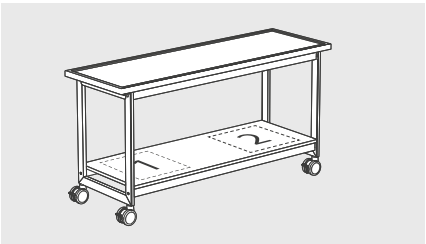
Satchel hook



Steel basket shelf


GENIUS experiment table

The mobile GENIUS experiment table is a true all-rounder. It can be positioned anywhere in the room flexibly and quickly. Arrange it entirely according to your requirements, and supplement it with various base cabinets, the mobile splash protection or chest of drawers.



GENIUS experiment table	
Description	O-leg rectangular table, can be dismantled to save space, incl. lower shelf
Versions	Delivery type: assembled Work surface: AP02-01 – 05 Frame colour: ME01 Foot design: 4 castors, 2 of which can be locked in position
Options	Chest of drawers Splash protection Functional rail Base module 1 / 2: Base cabinet
Table height	900 mm
Model	H4200 W/D = 1200/600 mm
	H4201 W/D = 1200/750 mm
	H4202 W/D = 1500/600 mm
	H4203 W/D = 1500/750 mm
	H4204 W/D = 1800/600 mm
	H4205 W/D = 1800/750 mm

Colour lounge



Functional rail



A different perspective

Change the perspective. Demonstrate exciting experiments in front of the class, or move the mobile experiment table to the centre of the room – enabling your pupils to get up close and personal with the action.

Optional base cabinets (Table width 1200 mm: Total width of base cabinets ≤ 900 mm)

Description	1 wing door (left / right), H = 530 mm	1 drawer (H = 150 mm) 1 wing door (left / right) H = 530 mm	3 drawers (H = 2x150, 350 mm, change pull-out catch), H = 530 mm
Versions	Front colour: white / oak	Front colour: white / oak	Front colour: white / oak
Options	Locking: single 01, 02, 03 (identical), 11 (individual) Interior: 1–2 shelf / 1–2 pull-out shelf	Locking: single 01, 02, 03 (identical), 11 (individual) Interior: 1 shelf / 1 pull-out shelf	Locking: central 01, 02, 03 (identical), 11 (individual)
Model	H51892 W/D = 450/550 mm H52892 W/D = 600/550 mm	H51893 W/D = 450/550 mm H52893 W/D = 600/550 mm	H51894 W/D = 450/550 mm H52894 W/D = 600/550 mm

Optional accessories

Description	Chest of drawers Movable chest of drawers fixed to sliding rail, coated chipboard	Splash protection Movable splash protection fixed to sliding rail, coated chipboard body, retractable safety glass
Versions	Colour: white / oak	Front colour: white / oak
Dimensions	W/H/D = 500/1022/380 mm	W/H/D = 904/782-1248/101 mm
Model	H77722	H77723

Special features

- › Safe experimenting due to extremely stable and extra wide heavy duty twin castors with smooth total locking (castor + rotating axis)
- › Long-lasting use through stable frame design and robust surfaces
- › Flexible, multi-room usage possibilities through smooth running, low-noise and non-marking polyurethane tyres
- › Extended storage space with additional lower shelf
- › Minimised risk of damage and injury with fully rounded solid plastic rollers
- › Optimum workplace design with a variety of expandable accessories e.g. chest of drawers, splash protection, functional rail

GENIUS extension table

Get the best equipment for the mobile GENIUS extension table. There is a choice of robust table surfaces available for your experiment set-ups. Make effective use of the space underneath as well and add a lower shelf.

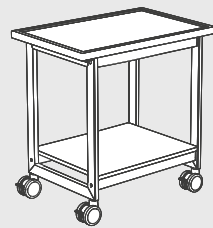
Colour lounge

Frame colours (ME01)



Special features

- › Safe experimenting due to extremely stable and extra wide heavy duty twin castors with smooth total locking (castor + rotating axis)
- › Long-lasting use through stable frame design and robust surfaces
- › Flexible, multi-room usage possibilities through smooth running, low-noise and non-marking polyurethane tyres
- › Extended storage space with optional lower shelf
- › Minimised risk of damage and injury with fully rounded solid plastic rollers
- › Optimum workplace design with a variety of expandable accessories e.g. with functional rail, power outlet strip, support rods



GENIUS extension table

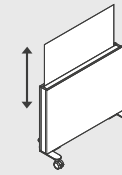
Description	O-frame rectangular table, can be dismantled to save space
Versions	Delivery type: assembled Work surface: AP02-01 – 05 Frame colour: ME01 Foot design: 4 castors, 2 of which can be locked in position
Options	Lower shelf Functional rail
Table height	750 / 900 mm
Model	H4210 W/D = 600/600 mm
	H4211 W/D = 600/750 mm
	H4212 W/D = 900/600 mm
	H4213 W/D = 900/750 mm
	H4214 W/D = 1200/600 mm
	H4215 W/D = 1200/750 mm
	H4216 W/D = 1500/600 mm
	H4217 W/D = 1500/750 mm



Functional rail



Mobile splash protection



Mobile splash protection

Description	Splash protection, coated chipboard carcass, retractable safety glass, 4 castors, 2 of which can be locked in position
Versions	Front colour: white / oak
Dimensions	W/H/D = 1026/895-1338/380 mm
Model	H8721

Special features

- › Maximum spray and splash protection with variably extendable pane made from laminated safety glass
- › Optimal view of experimental arrangements through frameless glass pane
- › Variably adjustable in height and self-locking safety pane due to counterweights integrated in the carcass
- › Particularly adaptable to Hohenloher products, such as the GENIUS experiment table, by means of offset foot stabilisers – the splash protection can be moved flush at all sides of the work surface
- › Protection from damage to the splash protection and from injuries when moving through clearly visible impact caps on the foot stabilisers
- › Versatility and safe handling due to high quality smooth-running castors
- › Stability and sturdiness due to high quality, heavy materials
- › Can also be used as viewing protection on the lower board of the experiment table due to elegant carcass surface



Lightweight and manoeuvrable

The Hohenloher extension tables are exceptionally convenient. Prepare exciting experiments in the preparation room and move them quickly and quietly into the classroom on the exceptionally quiet castors.

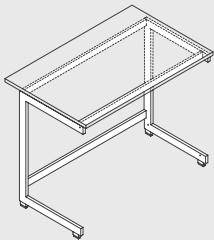
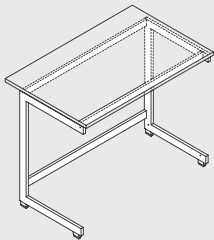
Table frames

Our C- and H-base frames are of particular quality. They consist of highly stress resistant rectangular tube profiles and are therefore ideal for heavy experiment setups. For the necessary storage space, suspended base cabinets or mobile file cabinets can be integrated perfectly.

Info

Frame depth 572 mm: suitable for work surface up to 750 mm in depth
Frame depth 672 mm: suitable for work surface from 750 mm in depth
Table frames suitable for free-standing assembly type, for wall desk or on Modulab laboratory cells.

C-shaped table frames

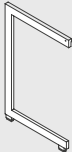
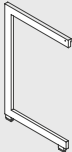
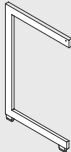

		
Name	C-shaped table frame 750	C-shaped table frame 900
Description	C-shaped rectangular table frame, system height 750 mm (incl. work surface)	C-shaped rectangular table frame, system height 900 mm (incl. work surface)
Versions	Frame colour: Light grey Panel colour/material: B2 Standard (MEL white)	Frame colour: Light grey Panel colour/material: B2 Standard (MEL white)
Options	Back wall screen Base module	Back wall screen Base module
Table width	600 / 900 / 1200 / 1500 / 1800 mm	600 / 900 / 1200 / 1500 / 1800 mm
Frame depth	572 / 672 mm	572 / 672 mm
Model	H3640	H3641



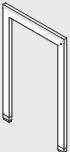
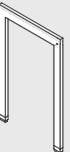
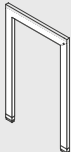
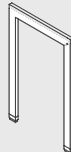
H-shaped table frames

		
Name	H-shaped table frame 750	H-shaped table frame 900
Description	H-shaped rectangular table frame; system height 750 mm (incl. work surface)	H-shaped rectangular table frame; system height 900 mm (incl. work surface)
Versions	Frame colour: Light grey Panel colour/material: B2 Standard (MEL white)	Frame colour: Light grey Panel colour/material: B2 Standard (MEL white)
Options	Back wall screen Base module	Back wall screen Base module
Table width	600 / 900 / 1200 / 1500 / 1800 mm	600 / 900 / 1200 / 1500 / 1800 mm
Table depth	572 / 672 mm	572 / 672 mm
Model	H3630	H3631

C leg bracket

				
Name	C leg bracket 750 L	C leg bracket 750 R	C leg bracket 900 L	C leg bracket 900 R
Description	C leg bracket left, system height 750 mm (incl. work surface)	C leg bracket right, system height 750 mm (incl. work surface)	C leg bracket left, system height 900 mm (incl. work surface)	C leg bracket right, system height 900 mm (incl. work surface)
Model / dimensions	81000015 D = 572 mm	81000016 D = 572 mm	81000019 D = 572 mm	81000020 D = 572 mm
	81000017 D = 672 mm	81000018 D = 672 mm	81000021 D = 672 mm	81000021 D = 672 mm

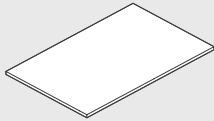
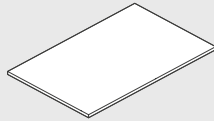
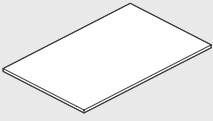
H leg bracket

				
Name	H leg bracket 750 L	H leg bracket 750 R	H leg bracket 900 L	H leg bracket 900 R
Description	H leg bracket left, system height 750 mm (incl. work surface)	H leg bracket right, system height 750 mm (incl. work surface)	H leg bracket left, system height 900 mm (incl. work surface)	H leg bracket right, system height 900 mm (incl. work surface)
Model / dimensions	81000007 D = 572 mm	81000008 D = 572 mm	81000011 D = 572 mm	81000012 D = 572 mm
	81000009 D = 672 mm	81000010 D = 672 mm	81000013 D = 672 mm	81000014 D = 672 mm

Work surfaces

Info

Would you like to know, for which application which work surface is particularly suited? In our colour lounge we have assembled the material properties for you.

			
Name	Work surface HPL	Work surface HPL- Pur	Work surface solid core
Description	AP02-01 30 mm work surface 0.8 mm HPL coated white-grey, 3 mm PP edge white-grey	AP02-02 30 mm work surface 0.8 mm HPL coated white-grey, 8 mm PUR edge light grey	AP02-05 19 mm work surface Solid core white, Bevelled edge black
Versions	Width: 600 / 900 / 1050 / 1200 / 1350 / 1500 / 1650 / 1800 / 1950 / 2100 / 2250 / 2400 mm Depth: 600 / 675 / 750 / 825 mm	Width: 600 / 900 / 1050 / 1200 / 1350 / 1500 / 1650 / 1800 / 1950 / 2100 / 2250 / 2400 mm Depth: 600 / 675 / 750 / 825 mm	Width: 600 / 900 / 1050 / 1200 / 1350 / 1500 / 1650 / 1800 / 1950 / 2100 / 2250 / 2400 mm Depth: 600 / 675 / 750 / 825 mm
Model	907432	H7202	907374

		
Name	Work surface Ceradur	Work surface Tile
Description	AP02-03 30 mm work surface Ceradur white, 7 mm Pur beaded edge light grey front + rear	AP02-04 30 mm work surface Tile white, 7 mm beaded edge white front + rear
Versions	Width: 600 / 900 / 1050 / 1200 / 1350 / 1500 / 1650 / 1800 / 1950 / 2100 / 2250 / 2400 mm Depth: 600 / 675 / 750 / 825 mm beaded edge side: left / right / left+right	Width: 600 / 900 / 1050 / 1200 / 1350 / 1500 / 1650 / 1800 / 1950 / 2100 / 2250 / 2400 mm Depth: 600 / 675 / 750 / 825 mm beaded edge side: left / right / left+right
Model	H7205	H7204





Multi-workbench 1500

Description With guide and mounting profiles on the front made of aluminium, specially hardened and anodised, work surface made of solid beech, with removable parallel collets, arranged in parallel or diagonally, for tool-free and flexible mounting of fretsaw benches, vices, hollowing blocks or mitre boxes

Options Height-adjustable frame
Table sizes W/D = 1300/650 mm
W/D = 1500/650 mm



Workbench 1000

Description Work surface made of solid beech, with removable parallel collets, arranged in parallel or diagonally, optional designs with round cramp irons or square clamping jaws possible.

Options Height-adjustable frame
Table sizes W/D = 1300/650 mm
W/D = 1500/650 mm

Info

We are happy to offer you more workroom equipment on request, such as special cabinets, tools or machines.

Workbenches

Professionals are at work here. We offer you multifunctional workbench systems with integrated rail system for tool-free and flexible mounting of additional elements. All collets can be removed, and depending on the system can be moved or securely attached. The workbench board is made of multiplex or solid beech, finely sanded and surface protected. The base frame is available as fixed height or height-adjustable manually or centrally.




Multi-workbench WEVARIO

Description With circumferential aluminium guiding- and holding profiles, specially hardened and anodised, Frame section as double T-foot base made of square steel tube 60 x 60 mm, seating on all sides without restriction, for tool-free and flexible mounting of additional elements, such as collets, fretsaw benches, vices or mitre boxes

Options Height-adjustable frame
Table sizes W/D = 1300/650 mm
W/D = 1500/650 mm

Accessories



Multi vice adapter

Description For multi-workbenches, for fixing of metal vices, for inserting into the aluminium mounting profile.



Multi fretsaw bench

Description For multi-workbenches, variably adjustable in height, for inserting into the aluminium mounting profile.



Multi mitre box

Description For multi-workbenches, for mitre and angled cuts, for inserting into the aluminium mounting profile.



Multi hollowing block

Description For multi-workbenches, with 1 hollowing cavity diameter 80 mm, for inserting into the aluminium mounting profile.



Multi clamping device

Description For multi-workbenches, angled profile made of solid aluminium, for inserting into the aluminium mounting profile.




Multi prism panel

Description For multi-workbenches, for accident-proof clamping of bar material and objects.



Round cramp irons

Description Round cramp irons accessory pack for 1, 2 or 4 collets



Square clamping jaws

Description Angled profile made of solid aluminium, for 1, 2 or 4 collets

Accessories

Ensure order and safety on the table. The Hohenloher table models can be optionally fitted with the functional rail. Fix clever experiment accessories to it at any time and ensure safe working conditions in the process.



- + Carry out experiments safely
- + Simple fixing
- + Perfect organisation

Functional rail	
Description	Anodised aluminium profile including plastic end caps
Versions	Table width: 600 / 650 / 700 / 750 / 900 / 1000 / 1050 / 1100 / 1200 / 1300 / 1350 / 1400 / 1500 / 1600 / 1700 / 1800 / 1900 / 2000 mm Tabletop: AP01-01 - 08 / AP02-01 - 04
Model	6865

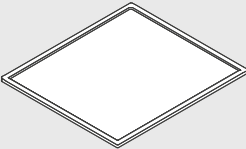
Colour lounge

Panel colours organisational panel add-on (ME01)	
<div><div></div><div></div><div></div><div></div><div></div><div></div><div></div><div></div><div></div><div></div></div>	

Name	PC bracket	Cable duct	Cable train
Description	For installation on side section, incl. securing strap Suitable for COMBO 4, COMBO 4 HV, COMBO 4 PC desks	For installation on multi-frame Suitable for COMBO 4, COMBO 4 HV	For installation on cable duct or tabletop

Name	Supply cable	Connecting cable	Socket box	Socket box
Description	With 1 Schuko plug and 1 Wieland socket	With 1 Wieland plug and 1 socket	With overvoltage protection, 2 GST connectors 3 sockets 230 V, 16 A + fine surge protection	With 2, 3 or 4 sockets
Lengths	2.5 / 3.5 / 5.0 / 6.0 m	0.5 / 1.0 / 1.3 / 1.5 / 1.7 / 2.0 / 3.0 / 4.0 / 5.0 m		
Model	7693	7694	7696	7692

Name	Power strip	Scaffold points	Cable protection spiral	Organisational panel 36x36
Description	For functional rail, aluminium housing, child protection, illuminated switch, approx. 2 m-long lead with plug, 230 V, 16 A, IP20	For functional rail, special aluminium profile, 50 mm wide with locking screw	For functional rail, for bundling media supply lines, for hooking on to the Medienlift® / Powerlift / Fly One®	Organisational panel made of steel plate, multi-slot on front and rear for holding accessories
Versions	3 / 4 sockets	Support rod: Round, D = 10 mm / Square 12/12 mm Rod lengths: 40 / 250 / 500 / 750 mm	Colours: blue / red / yellow / green Fixing type: functional rail / fixing with table clamp	Panel colour: ME01 Fixing type: functional rail / fixing with table clamp
Dimensions				W/H/D = 360/360/25 mm
Model	6868	6867	6866	1481

	
Experiment tray	
Description	White, magnetic, enamelled steel work surface, all-round anodised aluminium frame, anti-slip buffer on the bottom of the frame, acid and heat-resistant, can be stacked, weight approx. 2.7 kg
Dimensions	W/H/D = 550/15/450 mm
Model	6870



Product range

School equipment

Scientific equipment

Equipment for
further education and training

Services

Consultation & Planning

Production & Installation

Service & Maintenance

HOHENLOHER

International Business

Hohenloher Spezialmöbelwerk
Schaffitzel GmbH + Co. KG

Anton-Waldner-Str. 10-16
88239 Wangen im Allgäu · Germany

Tel: + 49 (0) 7522 / 986 - 504
Fax: + 49 (0) 7522 / 986 - 526

ib@hohenloher.de
www.hohenloher.com