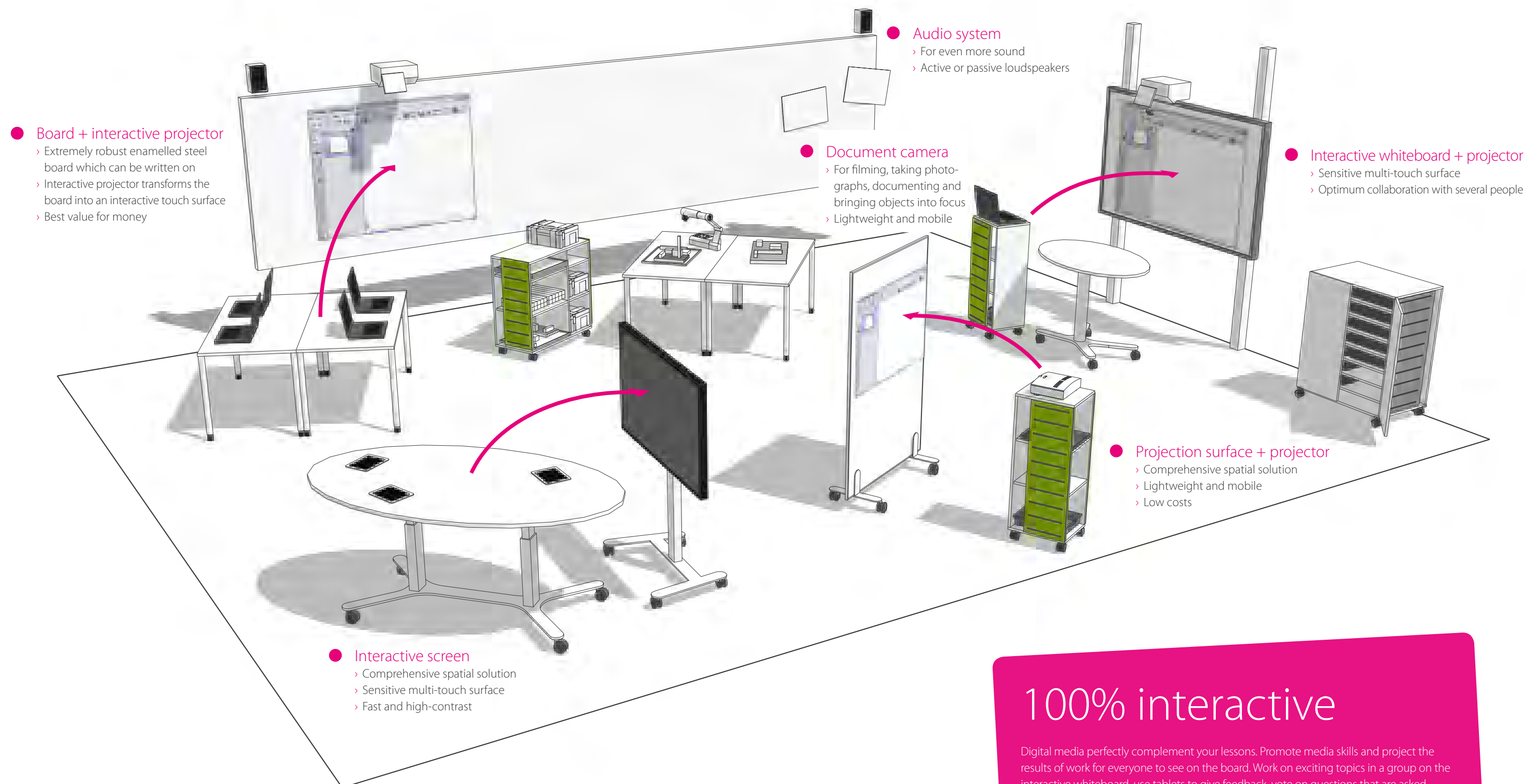


VISUAL EQUIPMENT

Multimedia concept

A good multimedia concept saves valuable preparation and clearing away time, promotes mutual learning, and adds some action to your lessons. To ensure that you can get going right away, we have compiled a practical compact range for you.

- + Practical products
- + Robust infrastructure
- + All inclusive service



100% interactive

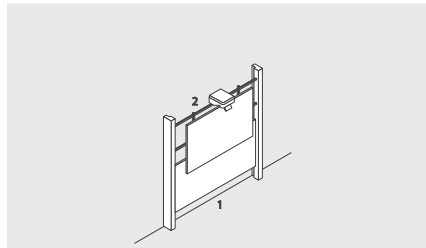
Digital media perfectly complement your lessons. Promote media skills and project the results of work for everyone to see on the board. Work on exciting topics in a group on the interactive whiteboard, use tablets to give feedback, vote on questions that are asked, compete to solve tasks, and much, much more.

Quickboard 3

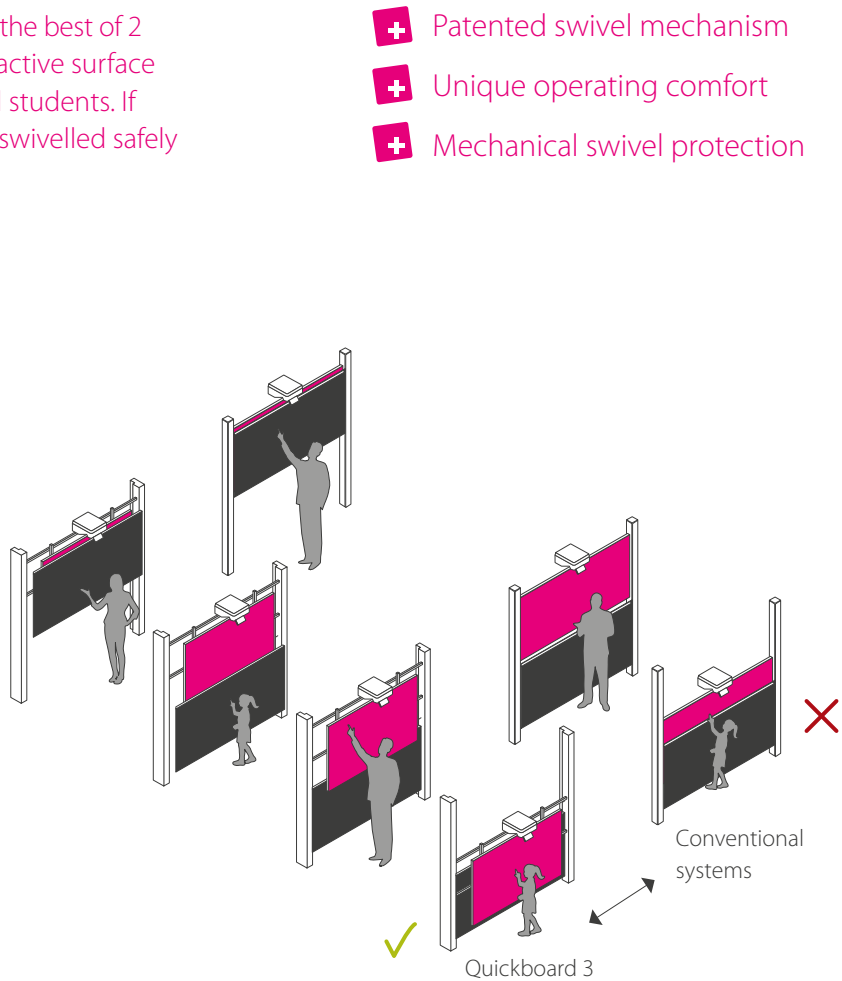
Our Quickboard 3 pylon board combines the best of 2 worlds in an ingenious way. Use the interactive surface in the lowest position especially for small students. If necessary a classic board surface can be swivelled safely and easily in front of it.

Colour lounge

Surfaces (TA01)



Quickboard 3	
Description	Pylon board with 1 interactive surface and 1 writing surface, variably adjustable in height, one behind the other and independent of each other, continuous dirt collection channel, wall spacer: 110 mm
Versions	Pylon height: 2850 / 2650 mm Board width area 1: 2900 / 2400 mm Board height area 1: 1000 / 800 mm Surface area 1: TA01 Board area 2: AB Touch 10 / SBM 685 / SBX 885 / enamelled steel white Projector area 2: EB-675W / 685W / 675Wi / 685Wi / 695Wi Installation wall: solid wall / lightweight construction wall
Options	Cable extension USB Extender Lining area 1: LI01-09 Sponge tray: 1 item (on the wall)
Dimensions	Depending on version: W/H = 3250/3050 mm W/H = 3250/2850 mm W/H = 2750/3050 mm W/H = 2750/2850 mm
Model	16452



Special features

- › Ergonomically optimised with board surface able to be tilted back, as a result ideal operation of the interactive whiteboard even for small students
- › Smooth running board mechanism due to parallelogram guidance with gas pressure springs
- › High standard of safety with mechanical swivel protection of both board surfaces
- › Comfortable height adjustment with low-noise ball bearings and limit stops buffered with steel springs above and below
- › Long-lasting use due to board surfaces edged and sealed permanently elastic all-round with aluminium profile and round safety corners, without screws

Info

Ensure the correct pylon height. Since the projector protrudes 15 cm over the board system, the Quickboard 3 requires the following room heights:
Room height \geq 3050 mm:
Pylon height = 2850 mm,
Board height area 1 = 1000 mm
Room height 2850 - 3049 mm:
Pylon height = 2650 mm,
Board height area 1 = 800 mm



Optional sponge tray for wall installation (17305)



Interactive whiteboard

+ Projector

Promethean ActivBoard AB Touch 10	Smart Board SBM 685	Smart Board SBX 885	Epson EB-675W	Epson EB-685W
88" Finger MultiTouch 10 touch points Includes interactive software ActiveInspire, includes 2 pens W/H = 1973/1260 mm	87" Finger DualTouch 2 touch points incl. interactive SMART Software, incl. 2 pens W/H = 1973/1312 mm	87" Finger MultiTouch 4 touch points Includes interactive SMART Software, incl. 2 pens W/H = 1994/1295 mm	Picture diagonal: 60 - 100" WXGA 1280x800 (16:10) Light output 3200 Lumen Integrated loudspeakers 16 W	Picture diagonal: 60 - 100" WXGA 1280x800 (16:10) Light output 3500 Lumen Integrated loudspeakers 16 W

Board

+ Interactive projector (or projector)

Enamelled steel white	Epson EB-675Wi	Epson EB-685Wi	Epson EB-695Wi
Board surface with all-round aluminium profile and concealed suspension, magnetic, can be written on with markers W/H = 2000/1350 mm	Picture diagonal: 60 - 100" WXGA 1280x800 (16:10) Light output 3200 Lumen Includes 2 interactive pens Includes Smart Software Integrated loudspeakers 16 W	Picture diagonal: 60 - 100" WXGA 1280x800 (16:10) Light output 3500 Lumen Includes 2 interactive pens Includes Smart Software Integrated loudspeakers 16 W	Picture diagonal: 60 - 100" WXGA 1280x800 (16:10) Light output 3500 Lumen Finger-touch function Includes 2 pens, Smart Software, integrated loudspeakers 16 W

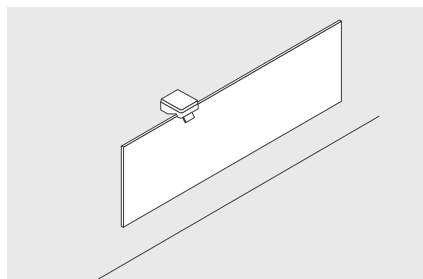

FlexLearn wall

Transform your walls into large-scale creative surfaces. The FlexLearn wall is a whole 1.50 m tall and up to 6 m in length. Combined with an ultra short-distance projector, the enamelled steel surface even becomes an interactive multi-touch surface.

Special features

- › Wide range of uses due to 9 available widths and extensive options
- › Possibility for interactive use through the combination with matching ultra-short-distance projector
- › Elegant look with indented subframe for routing cables or attaching indirect lighting

- + Robust enamelled steel surface
- + Can be written on and is magnetic
- + Interactive multi-touch surface



FlexLearn wall 1500	
Description	Board, wall spacing 6 cm for cable routing or indirect lighting, surface: enamelled steel white
Versions	Board width: 2000 / 2400 / 3000 / 3500 / 4000 / 4500 / 5000 / 5500 / 6000 mm Surface: TA01-01 Installation height: 5 (1750 mm) / 6 (1900 mm) / 7 (2090 mm) Installation wall: solid wall / lightweight construction wall
Options	Projector: EB-675W / 685W / 675Wi / 685Wi / 680Wi / 695Wi / 696Ui Projector position: left / centre / right Sound system: 30 W active loudspeakers (wall-mounted) Cable set: 5 / 10 / 15 m
Dimensions	H/D = 1500/80 mm
Model	H14215

Tip

Stage the FlexLearn wall in a special way, by colouring the surface behind it. Integrate indirect lighting and make the creative wall shine.

Info

So that the FlexLearn wall functions smoothly, we include high quality cable sets with it. Connect the HDMI or VGA cable, as well as the USB cable (necessary for interactivity) to your PC – then you are ready to operate all contents/ programs on your PC at the touch of a finger or pen on the board.

HDMI:	Video + Audio transmission
VGA:	Video transmission
USB:	Interactivity



Creative work

Let your imagination run wild. Write on the FlexLearn wall using whiteboard markers in the completely traditional way, or attach the results of group work directly to the surface using the magnetic accessories. When required, simply switch on the interactive projector as well and work with the learning teams in a multimedia way.

Interactive projectors



Epson EB-675Wi

Picture diagonal: 60 - 100"
WXGA 1280x800 (16:10)
Light output **3200 Lumen**
Includes 2 interactive pens
Includes SMART Software
Integrated loudspeakers 16 W



Epson EB-685Wi

Picture diagonal: 60 - 100"
WXGA 1280x800 (16:10)
Light output **3500 Lumen**
Includes 2 interactive pens
Includes SMART Software
Integrated loudspeakers 16 W



Epson EB-680Wi

Picture diagonal: 60 - 100"
WXGA 1280x800 (16:10)
Light output **3200 Lumen**
Finger-touch function
Includes 2 pens, SMART Software, integrated loudspeakers 16 W



Epson EB-695Wi


Picture diagonal: 60 - 100"
WXGA 1280x800 (16:10)
Light output **3500 Lumen**
Finger-touch function
Includes 2 pens, SMART Software, integrated loudspeakers 16 W



Epson EB-696Ui


Picture diagonal: 70 - 100"
WUXGA 1920x1200 (16:10)
Light output **3800 Lumen**
Finger-touch function
Includes 2 pens, SMART Software, integrated loudspeakers 16 W

Projector



Epson EB-675W

Picture diagonal: 60 - 100"
WXGA 1280x800 (16:10)
Light output **3200 Lumen**
Integrated loudspeakers 16 W



Epson EB-685W

Picture diagonal: 60 - 100"
WXGA 1280x800 (16:10)
Light output **3500 Lumen**
Integrated loudspeakers 16 W

Cable set



5 m

5 m HDMI + VGA + USB, 3-outlet socket strip with 5 m supply cable

10 m

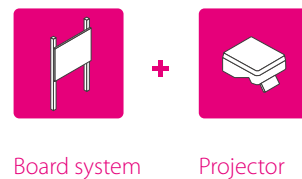
10 m HDMI + VGA + USB (USB to CAT 6 to USB, cable incl. USB-CAT Converter), 3-outlet socket strip with 5 m supply cable

15 m


15 m HDMI + VGA + USB (USB to CAT 6 to USB, cable incl. USB-CAT Converter), 3-outlet socket strip with 5 m supply cable

Board + interactive projector

Captivate the attention of your pupils and make your lectures even more interesting. Our board systems with an interactive projector transform the extremely robust enamelled steel surfaces which can be written on using markers into an interactive white-board at the push of a button.

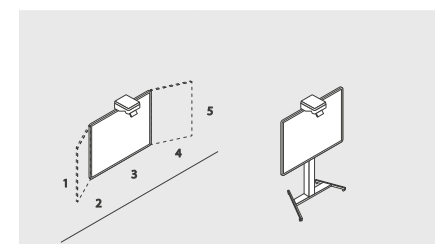


Colour lounge

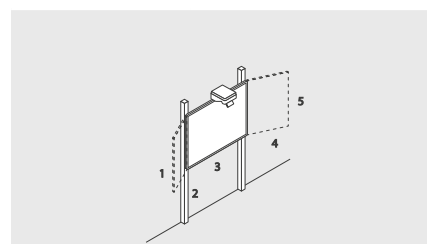


Special features sliding board

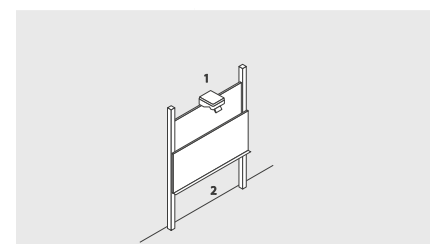
- › Comfortable and maintenance-free height adjustment with low-noise ball bearings and limit stops buffered with steel springs above and below



Board System iB	
Description	Board system with interactive projector Board: Enamelled steel white, W/H = 2000/1200 mm
Versions	Frame type: Fixed wall mount / fixed wall mount with side wing / movable electrically height-adjustable column Projector: Epson EB-675Wi / 685Wi / 680Wi / 695Wi / 696Ui Surface area 1,2,4,5: TA01 Installation wall: solid wall / lightweight construction wall
Options	Sound system: 30 W active loudspeakers (wall-mounted) Cable set: 5 / 10 / 15 m Lining area 1,2,4,5: LI01-09
Dimensions	W/H = 2000/1200 mm
Model	H16105



Pylon Sliding System iB	
Description	Board system with interactive projector, variably adjustable in height Board: Enamelled steel white, W/H = 2000/1200 mm
Versions	Frame type: Wall-standing / Wall-standing with side wing Pylon height: 2600 / 2700 / 2800 / 2900 mm Wall spacer: 40 / 80 / 150 / 200 / 250 / 400 mm Projector: EB-675Wi / 685Wi / 680Wi / 695Wi / 696Ui Surface area 1,2,4,5: TA01 Installation wall: solid wall / lightweight construction wall
Options	Sound system: 30 W active loudspeakers (pylon mounted) Cable set: 5 / 10 / 15 m Lining area 1,2,4,5: LI01-09
Dimensions	W/H = 2000/1200 mm
Model	H16205



Pylon Double Sliding Board iB	
Description	Board system, 1 white-board and 1 board surface between the pylons, one behind the other and independent of each other, variably adjustable in height, incl. continuous dirt collection channel
Versions	Frame type: Wall-standing W = 2410 mm / 3250 mm Pylon height: 2800 / 2900 mm Wall spacer: 40 / 80 / 150 / 200 / 250 / 400 mm Board area 1: W/H = 2000/1200 mm / 2840/1200 mm Projector: EB-675Wi / 685Wi / 680Wi / 695Wi / 696Ui Board area 2: W/H = 2410/800 mm / 3250/800 mm Surface area 2: TA01 Installation wall: solid wall / lightweight construction wall
Options	Sound system: 30 W active loudspeakers (wall mounted) Cable set: 5 / 10 / 15 m Lining area 2: LI01-09 Sponge tray: 1 item (on the wall)
Model	H16305

Interactive projectors

Epson EB-675Wi	Epson EB-685Wi	Epson EB-680Wi	Epson EB-695Wi	Epson EB-696Ui
Picture diagonal: 60 - 100" WXGA 1280x800 (16:10) Light output 3200 Lumen Includes 2 interactive pens Includes SMART Software Integrated loudspeakers 16 W	Picture diagonal: 60 - 100" WXGA 1280x800 (16:10) Light output 3500 Lumen Includes 2 interactive pens Includes SMART Software Integrated loudspeakers 16 W	Picture diagonal: 60 - 100" WXGA 1280x800 (16:10) Light output 3200 Lumen Finger-touch function Includes 2 pens, SMART Software, integrated loudspeakers 16 W	Picture diagonal: 60 - 100" WXGA 1280x800 (16:10) Light output 3500 Lumen Finger-touch function Includes 2 pens, SMART Software, integrated loudspeakers 16 W	Picture diagonal: 70 - 100" WUXGA 1920x1200 (16:10) Light output 3800 Lumen Finger-touch function Includes 2 pens, SMART Software, integrated loudspeakers 16 W

Cable set

5 m	10 m	15 m
5 m HDMI + VGA + USB, 3-outlet socket strip with 5 m supply cable	10 m HDMI + VGA + USB (USB to CAT 6 to USB, cable incl. USB-CAT Converter), 3-outlet socket strip with 5 m supply cable	15 m HDMI + VGA + USB (USB to CAT 6 to USB, cable incl. USB-CAT Converter), 3-outlet socket strip with 5 m supply cable


Info

So that the interactive board systems function smoothly, we include high quality cable sets with them. Connect the HDMI or VGA cable, as well as the USB cable (necessary for interactivity) to your PC – then you are ready to operate all contents/ programs on your PC at the touch of a finger or pen on the board.

HDMI:	Video + Audio transmission
VGA:	Video transmission
USB:	Interactivity

Interactive screen

Our new interactive screens transform your classroom into a collaborative learning centre, where up to 10 pupils can exchange ideas simultaneously, develop solutions to problems as a team, as well as edit images and digital content. Experience razor-sharp picture quality in almost all light conditions.



Board system

Screen

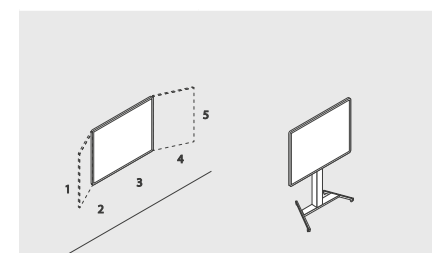
Colour lounge

Surfaces (TA01)



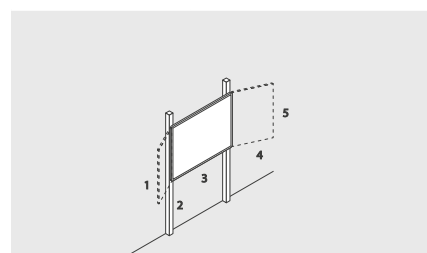
Special features

- Long useful life with a 5 or 7 year display guarantee unique in the market
- Collaborative learning with 20-point Multi-Touch and numerous software tools
- High quality of sound through integrated Soundbar
- Independent automatic calibration
- Superior quality with up to 10 times fewer error rates than with other touchscreens



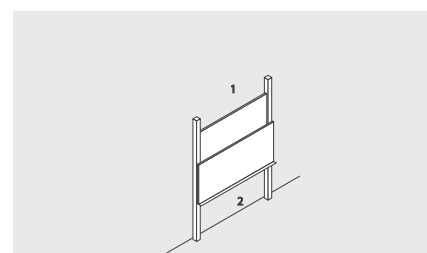
Board System iD

Description	Board system, installation frame for screens up to 86"
Versions	Frame type: Fixed wall mount / fixed wall mount with side wing / fixed, electric height-adjustable column (wall-mounted / wall + floor mounted) / fixed, electric height-adjustable column with side wing (wall-mounted / wall + floor mounted) / free-standing, electric height-adjustable column / mobile electric height-adjustable column Board: ProLine+ 65" / 75" / EntryLine 65" / 75" / 86" Surface area 1,2,4,5: TA01 Installation wall: solid wall / lightweight construction wall
Options	Keyboard shelf PC module: Slide-in PC i5 Cable set: 5 / 10 / 15 m Lining area 1,2,4,5: LI01-09
Model	H16145



Pylon Sliding System iD

Description	Board system, installation frame for screens up to 86", variably height-adjustable
Versions	Frame type (wall mounted): wall-standing up to 65" / wall-standing up to 65" with side wing / wall-standing up to 86" / wall-standing up to 86" with side wing Pylon height: 2600 / 2700 / 2800 / 2900 mm Wall spacer: 40 / 80 / 150 / 200 / 250 / 400 mm Board: ProLine+ 65" / 75" / EntryLine 65" / 75" / 86" Surface area 1,2,4,5: TA01 Installation wall: solid wall / lightweight construction wall
Options	PC Module: Slide-in PC i5 Cable set: 5 / 10 / 15 m Lining area 1,2,4,5: LI01-09
Model	H16245




Pylon Double Sliding Board iD

Description	Board system, installation frame for 1 screen 86" and 1 board surface between the pylons, one behind the other and independent of each other, variably adjustable in height, incl. continuous dirt collection channel
Versions	Frame type: wall-standing Pylon height: 2800 / 2900 mm Wall spacer: 40 / 80 / 150 / 200 / 250 / 400 mm Board area 1: EntryLine 86" Board area 2: W/H = 2460/800 mm Surface area 2: TA01 Installation wall: solid wall / lightweight construction wall
Options	Cable set: 5 / 10 / 15 m, Lining area 2: LI01-09 Sponge tray: 1 item (on the wall)
Model	H16345

Interactive whiteboard + projector

Enhance your lesson interactively. With intelligent interactive whiteboards, the right educational software and the incorporation of interactive media, you encourage the attentiveness of your pupils and collaborative learning. Rotate, zoom and scroll using intuitive touch gestures.



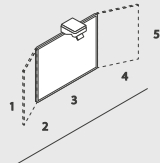
Colour lounge

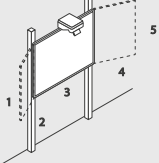
Surfaces (TA01)

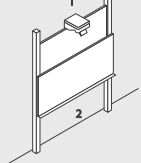



Special features sliding board

- › Comfortable and maintenance-free height adjustment with low-noise ball bearings and limit stops buffered with steel springs above and below


	
Board System EB	
Description	Board system, installation frame for interactive whiteboards up to 88"
Versions	Frame type: Fixed wall mount / Fixed wall mount with side wing Board: AB Touch 10 / SBM 685 / SBX 885 Projector: Epson EB-675W / 685W Surface area 1,2,4,5: TA01 Installation wall: solid wall / lightweight construction wall
Options	Sound system: 30 W active loudspeakers (wall-mounted) Cable set: 5 / 10 / 15 m Lining area 1,2,4,5: LI01-09
Dimensions	W/H = 2000/1200 mm
Model	H16125

	
Pylon Sliding System EB	
Description	Board system, installation frame for interactive whiteboards up to 88", variably adjustable in height
Versions	Frame type: Wall-standing / Wall-standing with side wing Pylon height: 2600 / 2700 / 2800 / 2900 mm Wall spacer: 40 / 80 / 150 / 200 / 250 / 400 mm Board: AB Touch 10 / SBM 685 / SBX 885 Projector: EB-675W / 685W Surface area 1,2,4,5: TA01 Installation wall: solid wall / lightweight construction wall
Options	Sound system: 30 W active loudspeakers (pylon-mounted) Cable set: 5 / 10 / 15 m Lining area 1,2,4,5: LI01-09
Dimensions	W/H = 2000/1200 mm
Model	H16225

	
Pylon-mounted Double Sliding Board EB	
Description	Board system, installation frame for interactive whiteboards up to 88" and 1 board surface between the pylons, one behind the other and independent of each other, variably adjustable in height, incl. continuous dirt collection channel
Versions	Frame type: wall-standing Pylon height: 2800 / 2900 mm Wall spacer: 40 / 80 / 150 / 200 / 250 / 400 mm Board area 1: AB Touch 10 / SBM 685 / SBX 885 Projector: EB-675W / 685W Surface area 2: TA01 Installation wall: solid wall / lightweight construction wall
Options	Sound system: 30 W active loudspeakers (wall-mounted) Cable set: 5 / 10 / 15 m Lining area 2: LI01-09 sponge tray: 1 item (on the wall)
Model	H16325



Interactive whiteboard



Promethean ActivBoard
AB Touch 10

88" Finger MultiTouch
10 touch points
Includes interactive software ActiveInspire, incl. 2 pens
W/H = 1973/1260 mm



Smart Board
SBM 685

87" Finger DualTouch
2 touch points
Includes interactive SMART Software, incl. 2 pens
W/H = 1973/1312 mm



Smart Board
SBX 885


87" Finger MultiTouch
4 touch points
Includes interactive SMART Software, incl. 2 pens
W/H = 1994/1295 mm

Info

So that the interactive board systems function smoothly, we include high quality cable sets with them. Connect the HDMI or VGA cable, as well as the USB cable (necessary for interactivity) to your PC – then you are ready to operate all contents/ programs on your PC per finger touch on the interactive whiteboard.

HDMI: Video + Audio transmission
VGA: Video transmission
USB: Interactivity

Projector



Epson EB-675W

Picture diagonal: 60 - 100" WXGA 1280x800 (16:10)
Light output **3200 Lumen**
Integrated loudspeakers 16 W



Epson EB-685W

Picture diagonal: 60 - 100" WXGA 1280x800 (16:10)
Light output **3500 Lumen**
Integrated loudspeakers 16 W

Cable set



5 m

5 m HDMI + VGA + USB, 3-outlet socket strip with 5 m supply cable

10 m

10 m HDMI + VGA + USB (USB to CAT 6 to USB, cable incl. USB-CAT Converter), 3-outlet socket strip with 5 m supply cable

15 m

15 m HDMI + VGA + USB (USB to CAT 6 to USB, cable incl. USB-CAT Converter), 3-outlet socket strip with 5 m supply cable


Projection surface + projector

We've made it easy for you. Put together the right products to suit your individual requirements and combine them together in any way you wish. The modular system from Hohenloher is perfectly coordinated in terms of function and design, and guarantees you a great deal of pleasure in daily use.






Projection surface

+



Projector

Projection surfaces

				
Name	Fixed projection surface	Tilting projection surface	Swivelling projection surface	
Description	Projection surface for wall mounting, fixed	Projection surface for wall mounting, tilting	Projection surface for wall mounting, tilting and swivelling	
Versions	Installation wall: solid wall / lightweight construction wall	Installation wall: solid wall / lightweight construction wall	Installation wall: solid wall / lightweight construction wall	
Model	H14502 W/H = 1500/1500 mm	H14512 W/H = 1500/1500 mm	H14522 W/H = 1500/1500 mm	
	H14503 W/H = 1800/1800 mm	H14513 W/H = 1800/1800 mm	H14523 W/H = 1800/1800 mm	
	H14504 W/H = 2300/1800 mm			



Network knowledge

The flexible media supply from the ceiling enables the widest variety of multimedia interfaces to be provided throughout the room. In this way, data can be exchanged and content projected onto the interactive board at the push of a button.

Projection screens

			
Name	Projection screen	Electric projection screen	
Description	Fabric projection screen, bevel gear with crank bar on the right, housing 110/110 mm, screen colour: polar white	Fabric projection screen with electric drive, electric motor on the right, housing 110/110 mm, screen colour: polar white	
Versions	Projection screen size: W/H = 2000/2000 mm W/H = 2000/2500 mm W/H = 2500/2500 mm W/H = 2500/3000 mm W/H = 3000/3000 mm Installation material: Wall+Ceiling / suspended ceiling	Projection screen size: W/H = 2000/2000 mm W/H = 2000/2500 mm W/H = 2500/2500 mm W/H = 2500/3000 mm W/H = 3000/3000 mm Installation material: Wall+Ceiling / suspended ceiling	
Model	H9652	H9650	



Long-distance projector

			
Name	Epson EB-W39	Epson EB-980W	Universal projector mount
Description	Picture diagonal 33 - 320" WXGA 1280x800 (16:10) Light output 3500 Lumen 1.2x optical zoom Integrated loudspeakers 5 W, Includes remote control	Picture diagonal 29 - 280" WXGA 1280x800 (16:10) Light output 3800 Lumen 1.6x optical zoom Integrated loudspeakers 16 W, network-compatible, includes remote control	For ceiling mounting A) Without height adjustment B) Adjustable 400-700 mm C) Adjustable 700-1300 mm
Dimensions	W/H/D = 302/92/249 mm	W/H/D = 297/87/269 mm	
Model	H96166	H96165	6854

Document cameras

A picture says more than a thousand words – document cameras are the interactive all-rounders in lessons. No matter what you put in front of the lens of the camera, it is transferred to the large board without delay, or immediately saved as an image, sound or video. This makes work a whole lot of fun.

- + Straightforward presenting
- + Take photos and record videos
- + Robust technology

Your advantages

- › You work with familiar tools (pens, paper), simply continue using your existing OHP slides, discuss texts from books, daily newspapers or encyclopaedias
- › You display all sorts of three-dimensional objects. The zoom and pan function makes even the smallest details visible
- › Your pupils present homework or the results of group work
- › Bright LED light enables the optimum level of illumination even in darkened rooms
- › You demonstrate physics or chemistry experiments while filming the action and transfer the video to the board for everyone to see, or let the entire class look through your microscope
- › Large recording range up to A3 for a complete view of maps, large books and experiments, for example
- › You record your lessons on commercial storage devices, also with sound
- › Easy to use – with and without a computer, automatic detection as webcam

Interactive all-rounder

Document cameras are the modern-day alternatives to the overhead projector. Simply attach the all-rounder to an existing projector or to an interactive board and transfer images, videos or time-lapse recordings.

ELMO document cameras

			
Name	ELMO L-12iD	ELMO MX-1	ELMO microscope kit L-12iD
Description	Document camera XGA up to full HD 1080p 12x optical zoom 8x digital zoom 3.4 megapixel image sensor, 30 images/sec, integrated microphone, includes remote control, weight 3.2 kg	Mobile, fold-away Document camera up to 4K (4160x3120) 8x digital zoom 13.0 megapixel image sensor, 60 images/sec, weight 470 g	Microscope attachment for document camera ELMO L-12iD
Guarantee	5 years	5 years	
Dimensions	W/H/D = 355/427/373 mm	W/H/D = 241/21/75 mm	
Model	H96500	H96507	H96503

Document cameras





			
Name	SMART SDC-450	ActiView 324	Epson ELP DC21
Description	Document camera XGA up to full HD 1080p 8x optical zoom 10x digital zoom 5.0 megapixel image sensor, 30 images/sec, integrated microphone, weight 2.45 kg	Document camera XGA up to full HD 1080p 9x optical zoom 12x digital zoom 30 images/sec, integrated microphone, includes remote control, weight 2.38 kg	Document camera XGA up to full HD 1080p 12x optical zoom 10x digital zoom 30 images/sec, integrated microphone, includes remote control, weight approx. 2.5 kg
Guarantee	2 years	3 years	2 years
Dimensions	W/H/D = 203/550/380 mm	W/H/D = 420/395/120 mm	W/H/D = 425/190/225 mm
Model	H96504	H96505	H96506

Multimedia Accessories

Sound system



			
Name	Multimedia Loudspeakers	Multimedia Sound System	Multimedia Sound System
Description	2 active loudspeakers, each approx. 14 W RMS, incl. mount	Small multimedia system consisting of 1 amplifier and 2 passive loudspeakers, incl. mount	Multimedia system consisting of 1 AV receiver and passive loudspeakers, incl. mount
Versions	Loudspeaker colour: Silver Loudspeaker position: On NAWIS transverse channel front / supplied loose	Loudspeaker colour: White Electrical supply: Mounted and wired / supplied loose Amplifier version: NAWIS / for media cabinet / integrated in Ex-table / supplied loose Loudspeaker position: On NAWIS transverse channel front / In Ex-table / On construction-side board wall / supplied loose	Loudspeaker colour: White Loudspeaker position: On NAWIS transverse channel front / On construction-side board wall / supplied loose Loudspeaker quantity: 1 pair / 2 pair
Options	Electric set consisting of 3-outlet socket strip, On/Off switch with control, wiring + fuse protection, 1 adapter Jack 3.5 mm/Cinch		Wired with 2.5 mm ²
Model	9600	9601	9602

Cable sets

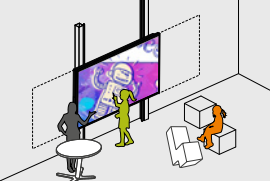
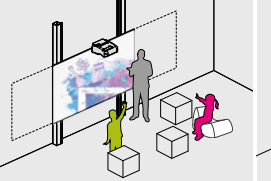

				
Name	Media Cabinet Cable Set	Media Supply Lines	Adapter Set	Interactive Whiteboard Set
Description	Cable set for media cabinet for the connection of end devices	10 m Media supply lines	Coupling socket - socket for audio - video	
Versions	(VGA + SVHS + Cinch) / (VGA + SVHS + Cinch + HDMI)	Cinch / Audio loudspeaker cable / HDMI / SVHS / VGA / (VGA + SVHS + Cinch + HDMI incl. adapter) / (VGA + SVHS + Cinch + HDMI) / (VGA + SVHS + Cinch incl. adapter) / (VGA + SVHS + Cinch)	Cinch / HDMI / SVHS / VGA / (VGA + SVHS + Cinch)	USBCat5aUSB Set (Smart Series 600 / Promethean) / USBCat5aUSB Set (Smart Series 800) / Active USB extension 5 m Electrical supply: Mounted and wired / supplied loose
Model	9606	9607	9608	9609

Services

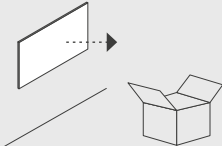
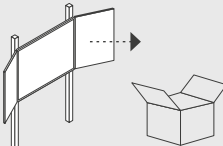
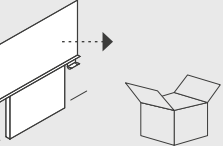
On-Site Service

		
Name	Basic On-Site Service	Premium On-Site Service
Description	On-Site Service for Multimedia Systems (journey and time required are charged in the case of a user error), costs per year and per system	Complete On-Site Service for Multimedia Systems (user error included), costs per year/system
Model	H16803	H16804

Training

			
Name	Instruction iDisplay	Instruction iBoard	Online Training
Description	Instruction on-site, 90 min in the operation of an interactive screen with Presenter software	Instruction on-site, 90 min in the operation of an interactive board and software	Online training for Epson, Single license for 4 weeks
Model	H16805	H16806	H16807

Disassembly

			
Name	Disassembly Long-Wall Board	Disassembly Pylon Board	Disassembly Standard Board
Description	Disassembly, removal & disposal of long-wall board	Disassembly, removal & disposal of pylon board	Disassembly, removal & disposal of standard board
Model	H16800	H16801	H16802

Board systems

He who writes, remains. A classic board surface is needed in every classroom. Note your ideas spontaneously with chalk or whiteboard marker on the respective board surface. The Hohenloher board systems are designed particularly robust and ensure for long-lasting pleasure in daily use.

- + Robust and durable
- + Elegant look
- + Clever details













Long-wall board	
Description	Board surface with all-round aluminium profile and concealed suspension
Versions	Surface: TA01 / TA02* Upholstery fabric: ST02 Installation height: 5 (1750 mm) / 6 (1900 mm) / 7 (2090 mm) Installation wall: solid wall / lightweight construction wall
Options	Lining: LI01 Photo rail Dirt collection channel Sponge tray: 1 item (right) / 2 items (l + r)



Special features

- › Long-lasting use due to board surface edged and sealed permanently elastic all-round with aluminium profile and round safety corners, without screws
- › Elegant look with natural anodised aluminium profile and concealed suspension
- › High level of torsional rigidity due to lightweight sandwich design and non-corrosive tensioning panel bonded over the entire surface at the back

Colour lounge

Surfaces (TA01)	Surfaces (TA02)
  	 
Upholstery fabrics (ST02)	
      	

Model	Height 1.00 m	H10001 W/H = 1000/1000 mm
		H10002 W/H = 1200/1000 mm
		H10003 W/H = 1500/1000 mm
		H10004 W/H = 2000/1000 mm
		H10005 W/H = 2400/1000 mm
		H10006 W/H = 3000/1000 mm
		H10007 W/H = 3500/1000 mm
		H10008 W/H = 4000/1000 mm
Model	Height 1.20 m	H10012 W/H = 1200/1200 mm
		H10013 W/H = 1500/1200 mm
		H10014 W/H = 2000/1200 mm
		H10015 W/H = 2400/1200 mm
		H10016 W/H = 3000/1200 mm
		H10017 W/H = 3500/1200 mm
		H10018 W/H = 4000/1200 mm
Model	Height 1.50 m	H10024 W/H = 2000/1500 mm*
		H10026 W/H = 3000/1500 mm*
		H10028 W/H = 4000/1500 mm*

* These models are not available with cork- or fabric upholstery (TA02).

Equipment



Photo rail



Dirt collection channel



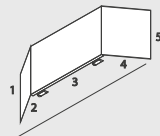
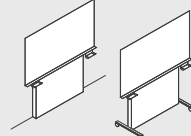
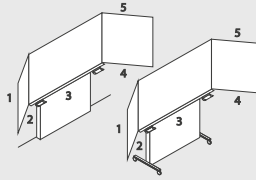
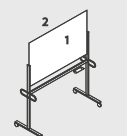
Chalk tray



Sponge tray

Special features sliding board

- › Comfortable and maintenance-free height adjustment with low-noise ball bearings and limit stops buffered with steel springs above and below

				
Name	Foldable Board	Sliding Board	Foldable Sliding Board	Frame Rotating Board
Description	5 writing surfaces, 2 wings, continuous chalk tray on the central surface and sponge tray below at the left and right, incl. dirt collection channel on the board wings	1 writing surface, continuous chalk tray and sponge tray below at the left and right	5 writing surfaces, 2 wings, continuous chalk tray on the central surface and sponge tray below at the left and right, incl. dirt collection channel on the board wings	2 writing surfaces, board surface can be rotated and locked in any position, 4 castors, 2 of which can be locked in place, incl. sponge tray at the right, H = 1950 mm
Versions	Surface area 1-5: TA01 Installation height: 5 (1750 mm) / 6 (1900 mm) / 7 (2090 mm) Installation wall: solid wall / lightweight construction wall	Frame type: wall-standing / (free-standing / mobile)* Surface: TA01 Installation wall: solid wall / lightweight construction wall	Frame type: wall-standing / (free-standing / mobile)* Surface area 1-5: TA01 Installation wall: solid wall / lightweight construction wall	Surface area 1-2: TA01
Options	Lining area 1-5: LI01	Lining: LI01	Lining area 1-5: LI01	Lining area 1-2: LI01
Model	Height 1.00 m			H11403 W/H = 1500/1000 mm
	H10304 W/H = 2000/1000 mm	H11004 W/H = 2000/1000 mm*	H11304 W/H = 2000/1000 mm*	H11404 W/H = 2000/1000 mm
	H10305 W/H = 2400/1000 mm	H11005 W/H = 2400/1000 mm		
		H11006 W/H = 3000/1000 mm		
		H11007 W/H = 3500/1000 mm		
		H11008 W/H = 4000/1000 mm		
Model	Height 1.20 m			H11413 W/H = 1500/1200 mm
	H10314 W/H = 2000/1200 mm	H11014 W/H = 2000/1200 mm*	H11314 W/H = 2000/1200 mm	H11414 W/H = 2000/1200 mm
	H10315 W/H = 2400/1200 mm	H11015 W/H = 2400/1200 mm	H11315 W/H = 2400/1200 mm	
		H11016 W/H = 3000/1200 mm		
		H11017 W/H = 3500/1200 mm		
		H11018 W/H = 4000/1200 mm		
Model	Height 1.50 m	H10324 W/H = 2000/1500 mm	H11024 W/H = 2000/1500 mm*	H11324 W/H = 2000/1500 mm
			H11025 W/H = 2400/1500 mm	
			H11026 W/H = 3000/1500 mm	
			H11027 W/H = 3500/1500 mm	
			H11028 W/H = 4000/1500 mm	

* These models are available in the free-standing or mobile version.

Pylon board systems

That runs indeed like a well-oiled machine. The maintenance-free precision mechanism of the Hohenloher pylon construction ensures for permanently comfortable and low-noise operation. The high-quality technology always provides the right stability for writing on and holds the respective board position all by itself.

- + Robust and maintenance-free
- + Low noise and smooth-running
- + Particularly durable

			
Name	Pylon Sliding Board	Pylon-mounted Foldable Sliding Board	Pylon-mounted Double Sliding Board
Description	1 board surface between the pylons, continuous chalk tray and sponge tray below at the left and right	5 board surfaces, 2 wings, continuous chalk tray on the central surface and sponge tray below at the left and right, incl. dirt collection channel on the board wings	2 board surfaces between the pylons, one behind the other and independent of each other, variably adjustable in height, continuous dirt collection channel
Versions	Frame type: Wall + Floor mounted / wall-mounted Pylon height: 2600 / 2700 / 2800 / 2900 mm Wall spacer: 40 / 80 / 150 / 200 / 250 / 400 mm Surface: TA01 Installation wall: solid wall / lightweight construction wall	Frame type: Wall + Floor mounted / wall-mounted Pylon height: 2600 / 2700 / 2800 / 2900 mm Wall spacer: 40 / 80 / 150 / 200 / 250 / 400 mm Surface area 1-5: TA01 Installation wall: solid wall / lightweight construction wall	Frame type: wall-mounted Pylon height: 2800 / 2900 mm Wall spacer: 40 / 100 mm Surface area 1-2: TA01 Installation wall: solid wall / lightweight construction wall
Options	Lining: LI01	Lining area 1-5: LI01	Lining area 1-2: LI01-09 Sponge tray: 1 item (on the wall)
Model Height 1.00 m	H13104 W/H = 2000/1000 mm	H12304 W/H = 2000/1000 mm	13204 W/H = 2000/1000 mm
	H13105 W/H = 2400/1000 mm		13205 W/H = 2400/1000 mm
	H13106 W/H = 3000/1000 mm		13206 W/H = 3000/1000 mm
	H13107 W/H = 3500/1000 mm		13207 W/H = 3500/1000 mm
	H13108 W/H = 4000/1000 mm		13208 W/H = 4000/1000 mm
Model Height 1.20 m	H13114 W/H = 2000/1200 mm	H12314 W/H = 2000/1200 mm	13214 W/H = 2000/1200 mm
	H13115 W/H = 2400/1200 mm	H12315 W/H = 2400/1200 mm	13215 W/H = 2400/1200 mm
	H13116 W/H = 3000/1200 mm		13216 W/H = 3000/1200 mm
	H13117 W/H = 3500/1200 mm		13217 W/H = 3500/1200 mm
	H13118 W/H = 4000/1200 mm		13218 W/H = 4000/1200 mm
Model Height 1.50 m	H13124 W/H = 2000/1500 mm	H12324 W/H = 2000/1500 mm	
	H13125 W/H = 2400/1500 mm		
	H13126 W/H = 3000/1500 mm		
	H13127 W/H = 3500/1500 mm		
	H13128 W/H = 4000/1500 mm		

Equipment



Photo rail



Dirt collection channel



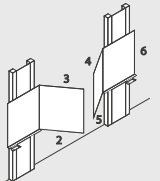
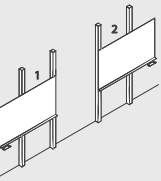
Optional sponge tray for wall installation (17305)



Chalk tray



Sponge tray

		
Name	Double Pylon Foldable Sliding Board	Tricom Pylon Sliding Board
Description	6 writing surfaces, 2 board surfaces in front of the pylons, each with 1 wing, variably height-adjustable independent of each other, continuous chalk trays each with 1 outer sponge tray, continuous dirt collection channel on the wings	2 writing surfaces in front of the pylons, board surfaces can be moved infinitely variable horizontally and vertically independent of each other, continuous chalk tray, each with 1 outer sponge tray, continuous dirt collection channel on the wings
Versions	Frame type: Wall + Floor mounted / wall-mounted Pylon height: 2600 / 2700 / 2800 / 2900 mm Wall spacer: 40 / 80 / 150 / 200 / 250 / 400 mm Surface area 1-6: TA01 Installation wall: solid wall / lightweight construction wall	Frame type: Wall + Floor mounted / wall-mounted Pylon height: 2600 / 2700 / 2800 / 2900 mm Wall spacer: 40 / 80 / 150 / 200 / 250 / 400 mm Surface area 1-2: TA01 Installation wall: solid wall / lightweight construction wall
Options	Lining area 1-6: LI01	Lining area 1-2: LI01
Model	H13801 W/H = 1000/1000 mm	H13904 W/H = 2000/1000 mm
	H13811 W/H = 1000/1200 mm	H13914 W/H = 2000/1200 mm
	H13821 W/H = 1000/1500 mm	H13924 W/H = 2000/1500 mm

Special features

- › Comfortable and maintenance-free height adjustment with low-noise ball bearings and limit stops buffered with steel springs above and below
- › Long-lasting use with board surface edged and sealed permanently elastic all-round with aluminium profile and round safety corners, without screws
- › Elegant look with natural anodised aluminium profile and suspension controlled in the pylons
- › High level of torsional rigidity due to lightweight sandwich design and non-corrosive tensioning panel bonded over the entire surface at the back

Colour lounge

Surfaces (TA01)



Info

The wall + floor mounted version is only possible, if there is no underfloor heating present.
Select the appropriate wall spacer, if skirting boards or installation lines are in the way.

Learning spaces

Learning is multi-faceted. The clever display panels from Hohenloher create zones in the classroom and provide mobile presentation and work areas. When not in use, they are rolled into a corner as quick as a flash and pushed together to save space.

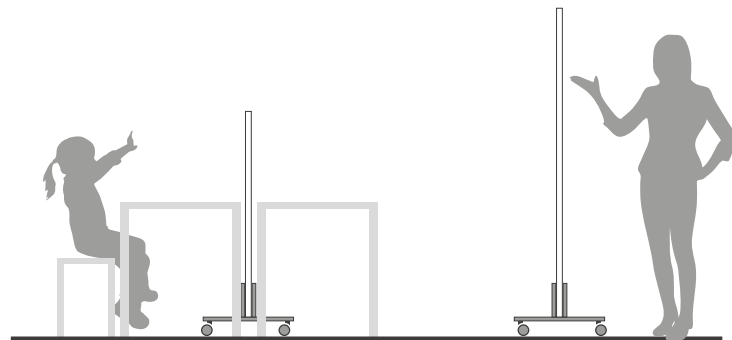
- + For creating zones and working creatively
- + Can be written on and is magnetic
- + Adjustable feet which can be reattached

Colour lounge

Surfaces (TA01)

Surfaces (TA02)

Upholstery fabrics (ST02)



Name	Display panel board/board	Display panel board/pin board	Display panel pin board/pin board
Description	Board surface 1200 x 1800 mm with all-round aluminium profile, feet can be clamped and moved without tools, 4 castors, can be locked in place	Board surface 1200 x 1800 mm with all-round aluminium profile, feet can be clamped and moved without tools, 4 castors, can be locked in place	Board surface 1200 x 1800 mm with all-round aluminium profile, feet can be clamped and moved without tools, 4 castors, can be locked in place
Versions	Surface area 1: TA01 Surface area 2: TA01	Surface area 1: TA01 Surface area 2: TA02 Upholstery fabric: ST02	Surface area 1: TA02 Surface area 2: TA02 Upholstery fabric: ST02
Options	Lining area 1-2: LI01-09	Lining area 1: LI01-09	
Dimensions	W/H/D = 1200/1910/530 mm	W/H/D = 1200/1910/530 mm	W/H/D = 1200/1910/530 mm
Model	H15060	H15062	H15064



Simple attachment of the adjustable feet



Quick rotation of the board surface for various applications



Simply clever




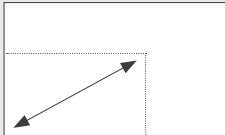
















The magnetic accessories from Hohenloher stick everywhere. Whether a pin board, whiteboard, equipment box or pencil cup – everything can be positioned anywhere you like on boards, organisational panels, on the table or on the floor. And when you swap places, simply take it along with you.

Name	Magnetic board	Magnetic whiteboard	Magnetic felt board
Description	Flexible board surface, d = 0.8 mm, can be written on, can be wiped clean, magnetic	Flexible whiteboard, d = 0.8 mm, can be written on, can be wiped clean, magnetic	Flexible felt surface, can have objects pinned to it, d = 12 mm, magnetic Colours: ■ ■ ■
Versions			
Model - Small	8056 W/H = 290/210 mm	8054 W/H = 290/210 mm	8055 W/H = 290/210 mm
Model - Medium	8057 W/H = 390/290 mm	8050 W/H = 390/290 mm	8052 W/H = 390/290 mm
Model - Large	8058 W/H = 590/390 mm	8051 W/H = 590/390 mm	8053 W/H = 590/390 mm

Name	FlexLearn tray	Magnetic box	Magnetic cup
Description	Board made from enamelled steel, aluminium frame, magnetic	Glass-ball reinforced shell, 3 dividers, magnetic	Glass-ball reinforced cup, magnetic
Versions	Surface: TA01		
Dimensions	W/H = 390/278 mm	W/H/D = 345/70/160 mm	D/H = 90/90 mm
Model	1470	8042	8043


Acoustic felt

Our latest material development makes dreams come true. The acoustic felt panels improve the acoustics of the room, transform surfaces into creative walls that can have objects pinned to them, are highly robust, environmentally friendly and look great. Get going and start covering your walls, cabinets, doors, glass surfaces and much, much more.

				
Name	Acoustic felt 60x60 SK	Acoustic felt 80x200 SK	Acoustic felt 165x200 SK	Acoustic felt cut to size SK
Description	Acoustic felt, d = 12 mm, entire rear surface self-adhesive Perfect for pinning on objects Surface acoustically effective	Acoustic felt, d = 12 mm, entire rear surface self-adhesive Perfect for pinning on objects Surface acoustically effective	Acoustic felt, d = 12 mm, entire rear surface self-adhesive Perfect for pinning on objects Surface acoustically effective	Acoustic felt, d = 12 mm, entire rear surface self-adhesive Perfect for pinning on objects Surface acoustically effective
Versions	Colours:    	Colours:    	Colours:    	Colours:    
Dimensions	W/H = 600/600 mm	W/H = 800/2000 mm	W/H = 1650/2000 mm	W/H = max. 1650/2000 mm
Model	80600	80603	80604	On request



Outstanding effect



An acoustic marvel

Acoustic felt is a highly effective sound absorber. Thanks to the unique molecular operating principle, the impinging noise is effectively diverted within the material. This ensures the best values when measuring the acoustics.



Pin board

Pinning things up has never been so much fun. We have designed the structure and density of the material in such a way that the pins hold perfectly.



Joy

Acoustic felt allows your imagination to run wild. Use it to design large-format wall surfaces and fix these to cabinet panels or to furniture.



The material

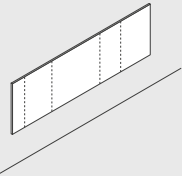
Acoustic felt is ideal for long-term use under the toughest conditions. The solid-coloured, 12 mm-thick 3D polyester fabric is not only lightweight, it is also particularly scratch-proof and dirt-repellent.



Friend of the environment

Our acoustic felt is odourless and is made 100% from recyclable polyester fabric. You can't get any better.

Periodic tables



Foldable Periodic Table Board

Description

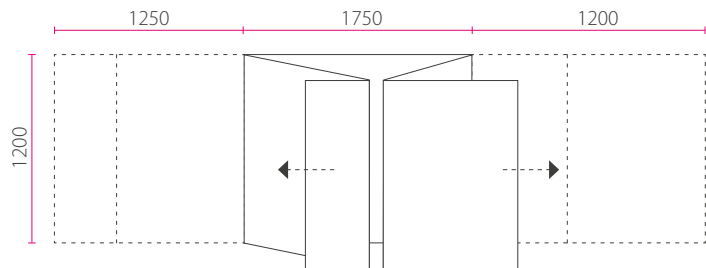
Wall-mounted foldable board acc. Kohler und Fischer, printed periodic table of the elements, 4 display options: Long periodic table with all elements, main groups, main groups with lanthanoids and actinides, main- and subgroups

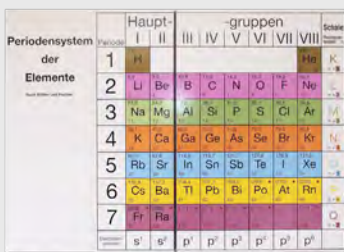
Dimensions

Folded:
W/H/D = 1750/1200/90 mm
Opened:
W/H/D = 4200/1200/50 mm

Model

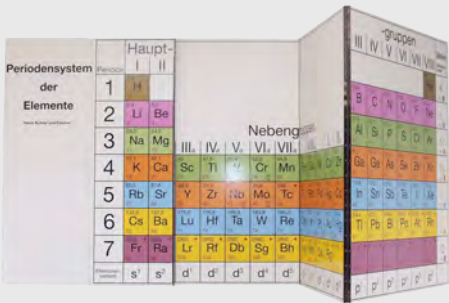
9951




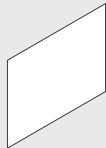


Special features

- Simultaneously main groups and long periodic table, in the folded state only main groups visible
- Each period in one row, no confusing displacements and arrows, simple and clear
- Element sequence according to increasing atomic number, chemically related elements one below the other
- When folding open the right wing, subgroup elements appear at the correct place between II. and III. Main group
- When folding open the left wing, the rare lanthanoids and actinides are visible at the right place
- Progressive occupancy of the electron shells represented by colours, one colour for each shell, a variety of boxes and tiny numbers omitted
- Colour indicates, in which shell the last electron is incorporated
- s-,p-,d-,f- subshell and electron configuration can be read from a common footer
- Exceptions in the electron filling can be entered yourself
- Large symbols and numbers, as a result they can be easily read from every place in the class
- The wings can be folded over windows, doors or around corners, this system can also be attached behind wall boards, in this case wall-mounted sliding boards with a clear depth of 120 mm should then be included in the planning, suitable for all types of schools







Periodic Table Wall Card

Description


Wall card periodic table of the elements with electrical negativity values, covered with linen, with wooden rods, suspension cord

Dimensions

W/H = 2000/1500 mm

Model

9952



Display cabinets

A glittering debut for your exhibits. Our display cabinet series captivates with filigree, rounded anodised aluminium frame profiles. The toughened ESG safety glass glazing as well a high-quality cylinder lock ensure the necessary safety and security during the school routine.



Display cabinet

Name	Display cabinet	Display cabinet	Display cabinet	Display cabinet
Description	Aluminium frame, sliding doors with security lock, rear wall made from sheet steel, white	Aluminium frame, sliding doors with security lock, rear wall made from sheet steel, white	Aluminium frame, sliding doors with security lock, rear wall made from sheet steel, white	Aluminium frame, sliding doors with security lock, rear wall made from sheet steel, white
Dimensions	W/H/D = 910/970/50 mm	W/H/D = 1270/910/50 mm	W/H/D = 1540/970/50 mm	W/H/D = 1970/970/50 mm
Model	H4401	H4402	H4403	H4404
	H4421 incl. fire protection	H4422 incl. fire protection	H4423 incl. fire protection	H4424 incl. fire protection

Wall-mounted display cabinet

Name	Wall-mounted display cabinet	Wall-mounted display cabinet	Wall-mounted display cabinet	Wall-mounted display cabinet
Description	Aluminium frame, sliding doors with security lock	Aluminium frame, sliding doors with security lock	Aluminium frame, sliding doors with security lock	Aluminium frame, sliding doors with security lock
Dimensions	W/H/D = 1020/1020/300 mm	W/H/D = 1220/1020/300 mm	W/H/D = 1520/1020/300 mm	W/H/D = 2020/1020/300 mm
Model	H4409	H4410	H4411	H4412
	H4429 incl. fire protection	H4430 incl. fire protection	H4431 incl. fire protection	H4432 incl. fire protection

Free-standing display cabinet

Name	Free-standing display cabinet	Free-standing display cabinet	Free-standing display cabinet	Free-standing display cabinet
Description	Aluminium frame, 4 shelves, hinged door	Aluminium frame, 4 shelves, hinged doors	Aluminium frame, 4 shelves, sliding doors	Aluminium frame, 4 shelves, sliding doors
Dimensions	W/H/D = 500/1950/500 mm	W/H/D = 1000/1950/500 mm	W/H/D = 1200/1950/500 mm	W/H/D = 1500/1950/500 mm
Model	H4405	H4406	H4407	H4408
	H4425 incl. fire protection	H4426 incl. fire protection	H4427 incl. fire protection	H4428 incl. fire protection



Storage Compartment Display Cabinet

Name	Storage compartment display cabinet	Storage compartment display cabinet	Storage compartment display cabinet	Storage compartment display cabinet
Description	Aluminium frame, 3 shelves, hinged door	Aluminium frame, 3 shelves, hinged doors	Aluminium frame, 3 shelves, sliding doors	Aluminium frame, 3 shelves, sliding doors
Dimensions	W/H/D = 500/1950/500 mm	W/H/D = 1000/1950/500 mm	W/H/D = 1200/1950/500 mm	W/H/D = 1500/1950/500 mm
Model	H4413	H4414	H4415	H4416
	H4433 incl. fire protection	H4434 incl. fire protection	H4435 incl. fire protection	H4436 incl. fire protection

Product range

School equipment

Scientific equipment

Equipment for
further education and training

Services

Consultation & Planning

Production & Installation

Service & Maintenance

HOHENLOHER

International Business

Hohenloher Spezialmöbelwerk
Schaffitzel GmbH + Co. KG

Anton-Waldner-Str. 10-16
88239 Wangen im Allgäu · Germany

Tel: + 49 (0) 7522 / 986 - 504

Fax: + 49 (0) 7522 / 986 - 526

ib@hohenloher.de

www.hohenloher.com